


**ANNUAL REPORT
AND FINANCIAL
STATEMENTS**

2022



INTERFISA
BANCO



Index

Corporate goals	Pág. 3
Ethics Policy	Pág. 4
Board of Directors	Pág. 5
Executive Plan	Pág. 8
Announcement of assembly	Pág. 9
Commercial Positioning	Pág. 10
Area of Compliance	Pág. 11
Security Comprehensive	Pág. 12
Management Comprehensive risk	Pág. 13
Personal Banking	Pág. 15
Services an Channels	Pág. 16
SME Banking	Pág. 17
Corporative Bank	Pág. 18
Insurance Broker	Pág. 19
Training and Development	Pág. 20
Social Responsibility	Pág. 23
Green Interfisa	Pág. 25
Financial Statements Notes	Pág. 30
Status of Patrimonial Situation	Pág. 48



Corporate goals

The Bank directs its actions towards sustainable growth in the segments of companies, SMEs and consumption, sectors in which it has achieved a good commercial presence and experience. This is complemented by a focus on maintaining good portfolio quality and solid coverage of provisions, together with an emphasis on segment profitability and adequate risk management.

As part of its strategic objectives, the entity has been developing initiatives to improve its levels of efficiency, such as the change of banking CORE and investments in technological infrastructure. For the next periods, the bank will continue digitizing its processes and services, which will benefit its security, productivity, efficiency and effective customer service.

Mission

To be the preferred Bank for providing solutions with excellence

Vision

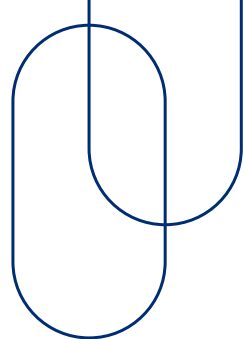
Offer a wide range of products designed to satisfy the financial and service needs of clients, individuals, micro-enterprises and SMEs that are working throughout the country.

Values

Honesty, Dignity, Respect, Efficiency
Loyalty, Integrity, Confidentiality and
Transparency.

Strategy

To guide the management towards Operational Efficiency, transforming change into value for customers, associated with a new slogan **"TOGETHER WE GROW A NEW BANK"**.



Ethics Policy

We adhere to the strictest standards of personal and professional integrity in relation between the entity's collaborators, clients and other third parties.

Independence and Transparency

The opinion and analysis of the company's clients are autonomous and independent of any power group or any of its members.

Vocation for truth

We consider essential to disseminate truthful, precise and timely information, as well as an objective analysis in the classification of risks and companies, maintaining the confidentiality of the information to which one has access.

Quality in service

We try to offer each of our clients a personal service, sensitive to their requirements, responsible and reliable in terms of their results, constantly improving the level of products and services offered.

Commitment to Paraguay

Through our activities, we aim to promote the economic growth of our country, as well as the development of those segments that have difficulty accessing financial services.

Personal development

We promote the development of all employees. We stimulate individual creativity as well as teamwork seeking to maximize innovation and efficiency with recognition and remuneration that rewards their contributions.

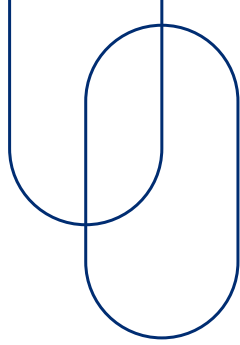
Responsibility with the employee

The employees who work at Interfisa Banco must try to endorse the objectives and policies of the company, putting their best effort to achieve said goals and objectives in a professional and responsible manner.

Growth of the company

We intend to create solid growth based on creativity and innovation, which gives us an adequate position in the market we serve and a constant improvement of the prestige of our institution.

Board of Directors



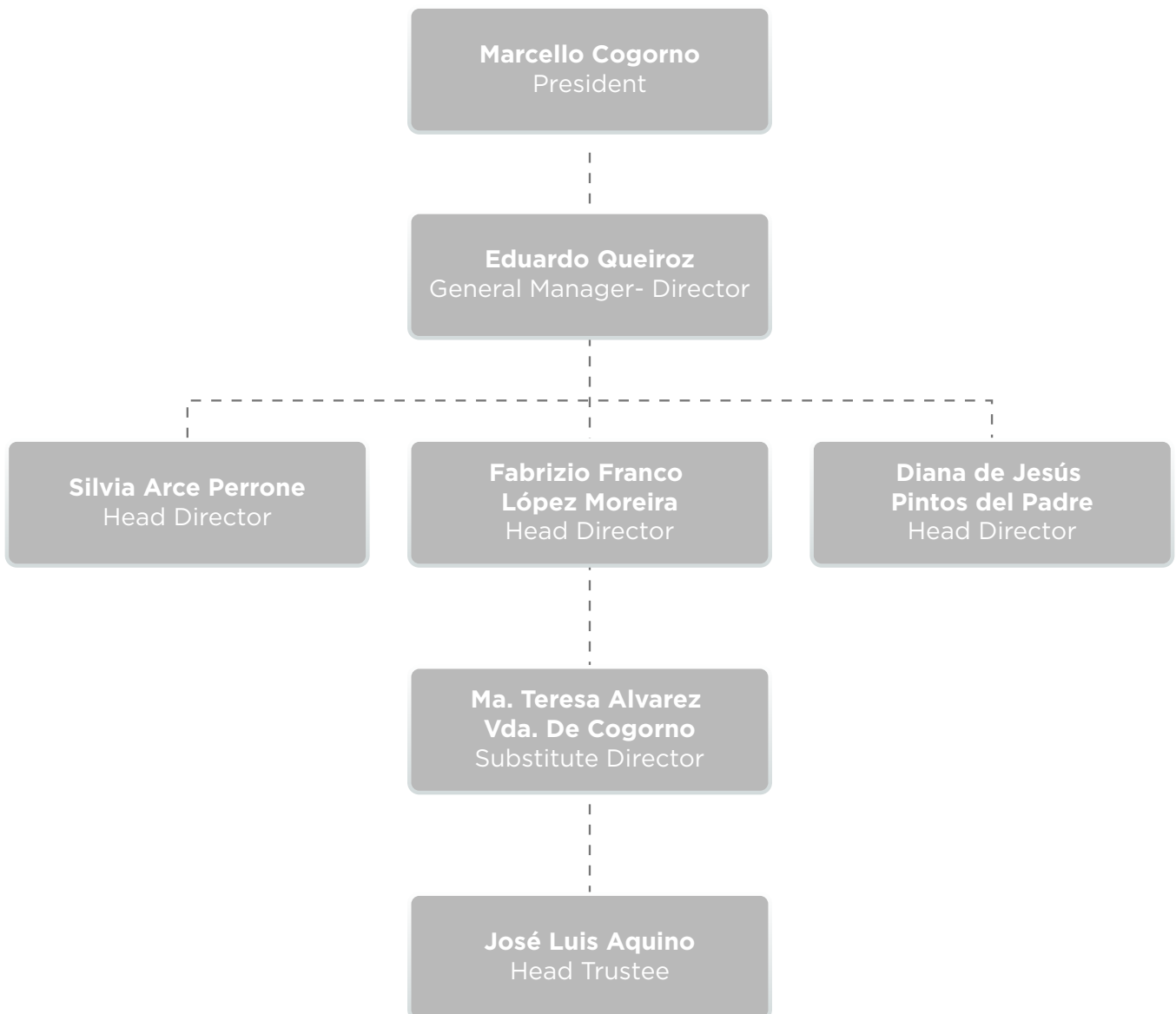
Interfisa Banco SAECA is a private company in the Paraguayan financial system, founded on July 24, 1978, with approval of its Bylaws and recognition of legal status by Decree of the Executive Branch No. 2256, dated November 22, 1978, and authorized by the Central Bank of Paraguay by Res. No. 1, Act No. 117 of June 25, 1979.

It began its operations on July 2, 1979. By Extraordinary General Shareholders' Meeting, dated July 12, 1995, the Bylaws were amended to convert the Company into an Open Capital Stock Company, in accordance with Public Deed

In 2010, it was positioned as the financial institution with the largest Active and Passive Portfolio, Profitability and Portfolio Growth.

Interfisa, with 43 years of experience, thanks to its solidity and commitment, has established itself as one of the banks with the greatest projection, standing out for its trajectory and constant evolution.

It currently has branches strategically located in different departments of the country; 11 metropolitan branches and 22 in the countryside area and with more than 130 thousand clients.





Executive Plan

General Manager Director	Eduardo Queiroz García
Director of Institutional Relations	Marcello Cogorno
Director of Banking People, Products, Services and Channels	Silvia Beatriz Arce Perrone
Legal Director	Fabrizio Franco López Moreira
Compliance Officer	Ricardo González Neumann
Financial Manager	Jorge Fabián Pineda
Operations Manager	María Graciela Cino
TIC Manager	Domingo David Medina Leiva
Accounting Manager	Diego Arce Sitjar
People Management and Development Manager	Pedro Bogado Brítez
Risk and Recovery Manager	Néstor Duré Aguirre
Internal Auditory Manager	Marco Speranza Benedetti
Security Chief	Víctor Ricardo Caballero Alderete
SMEs and Branch Network Manager	Cynthia Sotelo Galeano
Continuous Improvement Manager	Gloria Machuca

Committee

Internal Audit

Prevention of Money Laundering

CAPA

TIC

People Management

Risk

Credit



Announcement of assembly

CALL NOTICE

Pursuant to the provisions of the entity's Bylaws, the Ordinary Shareholders' Meeting of the firm **Interfisa Banco S.A.E.C.A.** will be called, and it will take place on **Monday, March 6, 2023, at 09:00 a.m. on first call and at 10:00 am on second call, at its Headquarters, located at Juan XXIII esq. Juan Max Boettner 15th Floor - Park Plaza Building**, in order to address the following items on the agenda;

- 1) Appointment of a Secretary of the Assembly.
- 2) Reading and consideration of the Board of Directors' Report, Balance Sheet, Inventories, Profit and Loss Demonstration Table, Trustee's Report and External Auditors' Report, corresponding to the year ended December 31, 2022.
- 3) Decision on Distribution of Profits.
- 4) Election of members of the Board of Directors.
- 5) Election of Principal Trustee and Substitute Trustee.
- 6) Setting the remuneration of directors and Trustee.
- 7) Appointment of two Shareholders to sign the Meeting Minutes

All Shareholders who wish to participate in the Assembly must deposit their shares in the company at least three days in advance, receiving a share deposit certificate, which will serve as their entry ticket. The right to attend General Assemblies can be exercised by any shareholder personally or by proxy by means of a power of attorney with a signature authenticated or registered in the company addressed to the President of the company.

Asunción, Paraguay, February 16, 2023.-

The Board of Directors

Commercial Positioning

ACTIVE PORTFOLIO

In the last quarter of 2022, Interfisa Banco has begun the gradual implementation of its new strategic business plan, focused on promoting participation in segments of greater productive relevance within the national economic activity, such as agribusiness and livestock; sectors that historically were not part of the entity's main focus. Thus, at the end of 2022, the total active portfolio managed by the entity registered a slight reduction of close to 3%, oscillating Gs 1.9 trillion, with a 62% participation in local currency and 38% in foreign currency.

Within the new business guide, at the end of the 2022 financial year, the corporate portfolio represented 64.2% vs. 51.1% at the end of 2021, with a total of 17,286 clients and a public default of 6.62%.

PASSIVE PORTFOLIO

Regarding the management of the Deposit portfolio, the entity has registered a slight reduction in its liabilities of 0.59%; indicator that reflects the trust of clients towards the institution, since negative aspects are still visible in the post-pandemic economic recovery.

The levels of managed deposits remained in lines above Gs 2.7 trillion reached since 2022. In accordance with the rate situation of the period, a migration of savings seen to terms has been visualized, where our clients seek to optimize their savings by attending to the current situation of prices / terms. The composition in the structure of the liabilities was 42% sight and 58% term; vs 49% / 51% at the end of 2021. Regarding the funding structure by currency, there has been an increase in deposits in national currency, with a participation of 57% and 43% in foreign currency.

Portfolio	dec-21	dec-22	Var
Interfisa Banco S.A.E.C.A.	2.010.485	1.950.435	-3%

Segments	dic-21	dic-22
Corporate	45,3%	42,3%
Inst. & Pref.	5,9%	22,0%
Microenterprises	8,3%	4,1%
Staff	11,6%	9,7%
Private	0%	0,1%
SMEs	24,7%	17,5%
S/G Checking Acct	0,3%	0,4%
Cards	3,9%	4,1%
Total	100,0%	100,0%





Area of Compliance

During 2022, the Bank has solidly maintained the monitoring of risks with which it frequently interacts. Likewise, it has promoted tools to project new scenarios to be faced with the evolution of the scourges that make the matter of preventing money laundering and terrorist financing.

Interfisa has a Compliance Program designed in accordance with SEPRELAD Resolution 70/2019 as a focus on the regulatory area, in addition to all other local regulations directly and indirectly linked to the matter of managing money laundering and terrorist financing risks. Not to mention the 40 FATF Recommendations as one of the fundamental pillars that inspire the aforementioned program.

With the mission of keeping the entity at the forefront, during 2022 we have strengthened technological tools and internal regulatory aspects, two of the key components that make up Compliance. Without ceasing to advance with the other areas, internal and external training for bank employees, with local and international sources.

The Corporate Government has shown once again that the presence and participation in the Annual Work Plan make the difference, with the drive for the efficiency of the actions that lead to positioning the institution with the values of Ethics, Transparency and Integrity.

"We have strengthened technological tools and internal regulatory aspects, two of the key components that make Compliance"

Security Comprehensive

The world of cybersecurity is constantly evolving, as well as the cyberattacks.

The Integral Security area is constantly evaluating the probability of that existing threats materialize, protecting Bank assets and applying Threat and attack detection mechanisms.

Undoubtedly, one of the biggest challenges of the year has been the implementation of tools monitoring and shutdown of fraudulent websites used to carry out hacking attacks
Social engineering, the main strategy used by cybercriminals to deceive people.

Mobile and web technology to deliver services tend to be an attractive target, which is why many cybercriminals target online and mobile banking.

To deal with this, from the Implementation & New Projects and Integral Security areas, various improvements were made to the mobile and web platforms with the aim of providing additional layers of security for the Bank and customers.

On the Physical Security side, a new monitoring center has been set up with state-of-the-art tools, operating 24 hours a day with trained personnel to react appropriately immediately before calls, alarms, emergencies or security events that affect the Headquarters, Branches and ATMs.

1 Implementation of monitoring tools and closure of fraudulent websites used to carry out social engineering attacks.

2 Improvements in mobile and web platforms with the aim of providing additional layers of security for the Bank and customers.

3 Assembly of a new monitoring center with state-of-the-art tools.



Management Comprehensive risk

Financial Risks

During the 2022 financial year, liquidity and market risks have been managed within the determined appetite limits, guaranteeing the desired levels at the end of the year with the support provided by the position of the liquidity buffer and also supporting its control in Backtesting. of the calculation of the Value at Risk of deposits.

The Exchange position has been maintained within the Overbought limits; thus validating the existing solid control over the monitoring of risk appetite that guides this management.

Regarding the Weighted Average Rate for Placement, at the end of 2022 it was 10.95%, and the Average Rate for Deposits was 3.83%.

Main Financial Risk Indicators



Operational risk

Giving continuity to the process started in 2021 from the implementation of the new ITGF Banking Core, we have made progress with the adaptation of the processes, in this sense the entity's Process Map has been updated, considering the innovation of some Support and Commercial structures in accordance with the Bank's strategy.

Thus, we have also updated the criteria for the evaluation of the criticality of the processes focused on the quality of services, confidentiality, legal factor, profitability, effectiveness, efficiency, productivity and resources.

Among the main objectives of operational risk management, progress was made with the closure and compliance with the mitigation plans generated from the preventive and corrective evaluations of processes, mainly "highly critical and critical", thus achieving the closure of the most of the plans.

In operational risk control management, processes have been evaluated and inherent risks identified, establishing mitigation plans for the identified risks, in accordance with the risk appetite established by the bank.

Training in operational risk management was addressed according to the different interest groups, it was carried out at a general level for all collaborators through the e-learning platform, accompanied by awareness campaigns through tips via emails, induction sessions for new collaborators, specific training for ROP Agents of Branches and Customer Service.

Residual Risk Low	45%
Medium Residual Risk	44%
High Residual Risk	10%
Very High Residual Risk	1%

Normative compliance

Regulatory compliance, is a unit that accompanies the analysis and internal implementation of the regulations set forth by the regulator, this process is carried out together with the process owners of the executive areas, this analysis leads to process adaptation plans, technological development, or employees' training.

In turn, the monitoring of the submission of regulatory reports is carried out according to the periodicity established by each external control body, whose processing and delivery management is in charge of the area managers.

Environmental Risk


Interfisa Banco en su desarrollo con la Gestión de Interfisa Banco, in its development with Environmental and Social Risk Management, challenged branch managers and commercial officers to educate customers in the environmental area. It is important for the institution that the clients that apply to the regulations are committed, this is associated with the social sphere where their activity must be friendly to the environment.

The responsibility for the correct application led us to carry out training for all branch managers and commercial officers, those who are directly associated and related to the activities and businesses. The trainings were carried out in the different regions (North, South, East and West) covering 28 branches

located in the most productive areas of the country. The table below details all the collaborators involved in the courses developed:

Employees	
Branch Managers	28
Commercial Officers	56
TOTAL	84

Committed to Environmental and Social Risk, our training schedule included visits to corporate clients in order to accompany, educate and guide in documentation and permits.



Personal Banking

In 2022 we have focused on reorganizing the Personal Banking portfolio and to deliver a value offer of our products and services, this was due to the bank's new strategy, which was the conversion of branches.

Thanks to a slight economic reactivation and the implementation of suitable products and services for our clients in a simple way, we worked to provide them with a variety of products that allow them to evolve together.

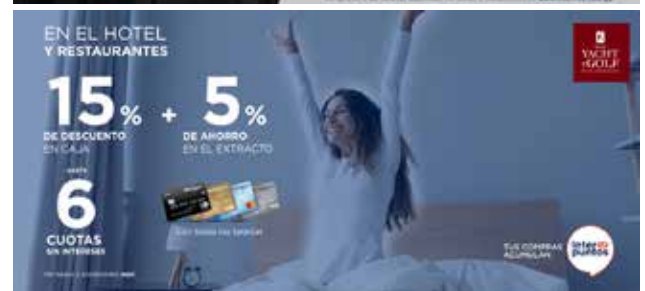
With this, we have intensified personal investment products such as: **My Car**, **My Used Car** and **My 0 Km Car**, in order to offer customers alternatives for the acquisition of their vehicle.

On the other hand, we have adapted our investment products with funds from the **Development Finance Agency (AFD)**, both for housing and education, in order to generate a portfolio of products for our clients and that generate growth in our portfolio.

In **Credit Cards** we have offered and strengthened campaigns, promotions, and commercial agreements, managing to position them in the commercial and digital market of the country. The bank has opted to generate and offer commercial agreements that allow customers significant discounts in areas such as supermarkets, gastronomy, entertainment, electronics, sports and fuel.

Among the main promotional agreements are Fortis Wholesalers Supermarkets, Shopping China, McDonald's, Pizza Hut, Kentucky Fried Chicken, Rakiura, Yacht & Golf Club Paraguayo, among others, which throughout the year have offered significant savings and benefits for our credit card customers.

The incorporation of the possibility of making credit card cash advances through the bank's App, as well as the offer of credits through digital channels have been widely accepted and used by our customers, implemented in this way through digital to our Personal Banking customers.



Channels

Digital Channels

Aware that digital services are increasingly necessary and valued by customers, through our Home Banking and App we offer different types of digital products and services, where customers can check their account information, make transactions, transfers, pay their quotas, or request new products and thus always have the information at hand.

At the end of 2022, we have implemented the Digital Token, which is a special access code with a limited lifetime, as a second security factor, increasing the security and convenience of our customers' experience through our digital channels.

ATMs

We have carried out the renovation of our ATMs, acquiring the latest generation equipment of the Hyosung brand - Model MX5600S and GRG - Mod. H22VL. This allows us to improve the experience of our users, through more services such as transfers from ATMs and other services that we will be innovating in 2023. We currently have 27 state-of-the-art ATMs, strategically distributed in areas with a high influx of people.


Payment to Suppliers

Continuing with the line of offering better and more services to our clients, we innovate in the digital improvement of the Payment service to Suppliers, for our corporate clients and SMEs. This development allows you to securely manage, schedule and expedite payments to your suppliers, through our Home Banking, thus eliminating the need to use checks or cash to make payments.

Payment of Salaries

We have Salary Payment services for Corporate clients and SMEs, where from our platform they can make the payroll payment in a comfortable and simple way. In addition, employees of companies and SMEs that are Bank clients can access exclusive product packages and benefits for them.





SME Banking

The commercial conversion of the bank marked a historic moment in the branch network, which focuses its axes on a service model oriented to the new business focus, which targets the Corporate, Medium-Sized SMEs segments and in terms of Personal Banking segment A and B of the pyramid.

In 2022, the branch network, accompanying the new business focus, has optimized its presence in the country, staying in key areas to achieve greater efficiency and effectiveness.

As part of the plan, we have modified the physical service hours for our clients, implementing digital tools and expanding the range of products and services aimed at the new segment.

The challenge for 2023 is to continue working on the robustness of digital tools to provide online solutions to our clients, as well as personalized attention.

Branch Network Strategy Key axes of the care model



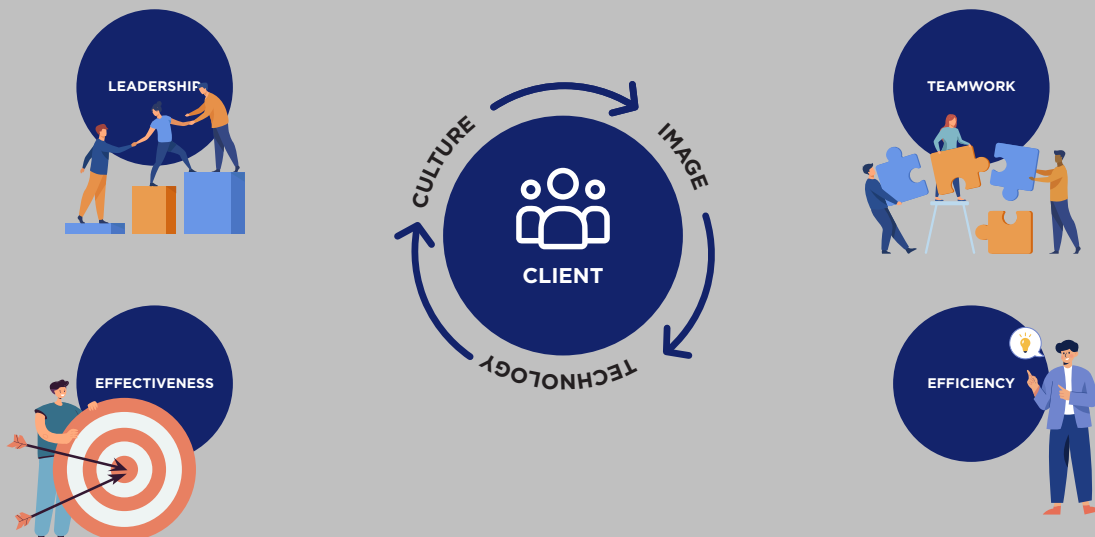
Model of Attention

- Office Hours
- Transactional Management
- Structure

Focus commercial

- SME Banking
- Personal Bank

ECOSYSTEM OF THE NETWORK





Corporate Bank



After the transition process that the Bank went through, the Corporate Banking went through a process of analysis of the portfolio, and of the Banking, in order to offer better products and services to our clients.

In the last quarter of 2022, the CORPORATE BANKING segment was consolidated with the INSTITUTIONAL and PREFERRED BANKING segment, this due to the new segmentation that we wish to serve as a bank. All this to consolidate ourselves as an entity focused mainly on the CORPORATE SECTOR.

In addition, with the Risk and SME Banking areas, we have implemented the new credit manual, in which we state the new policies, rates and exceptions.

Corporate banking increased its portfolio by 22.4% in relation to the previous year.

Within this strategic plan of the bank, new important clients have been captured, the portfolio has been improved, so that it is restored, to comply with the new standards of our institution and that of the financial market.

The unified credit portfolio in guaraníes reaches Gs. 1,227,095,329,492. Out of this amount, 72% belongs to the Commerce/Industries and Services sector, 13% to Livestock and 15% to Agriculture.

The challenge for 2023 will be to grow in the sectors where today we have not yet reached enough efficiently, taking advantage of technological tools and above all human quality, which is personalized service. For this reason, we have invested in our best

capital, our collaborators, who today are part of the Corporate Banking staff, co-workers who have made a career within the bank, have been trained within our institution, and others with experience in other entities in the field.

Aligned with the Bank's new strategy, which is to be the management model bank in Paraguay, we will continue to offer our clients personalized financial products and services, with a quick and simple response capacity.

“All this to consolidate ourselves as an entity focused mainly on the CORPORATE SECTOR.”

+22,4%
Increased
its portfolio

+Gs. 1.2
Billion,
in credit
portfolio

Insurance Broker

During fiscal year 2022, 1,207 policies were placed through the telesales channel, representing 20% of total production, specifically in products aimed at people in the insurance of:

- HOME
- PERSONAL ACCIDENTS
- LIFE + ASSISTANCE

POLICIES SOLD THROUGH PHONE SALES

TYPE OF POLICIES	QUANT.	PREMIUM
LIFE	732	301.382.322
PERSONAL ACCIDENTS	182	66.547.198
HOME	293	175.578.383
TOTAL	1.207	543.507.903

Without neglecting the traditional sales channels in our branches, with personalized attention from our collaborators, providing professional advice to clients, a total of 3,941 policies were placed between renewals and new policies.

TYPE OF POLICIES

TYPE OF POLICIES	QUANT.	PREMIUM
LIFE	35	56.313.473
FIRE	346	1.054.360.347
MER. TRANSPORTATION	10	54.580.072
PERSONAL ACCIDENTS	1.249	423.969.191
VEHICLES	601	2.151.441.227
ROBBERY	291	278.654.367
HOME	1.253	1.042.639.730
CIVIL RESPONSIBILITY	54	36.338.883
CIVIL RESP.	19	19.655.475
AERONAUTICS	4	21.654.579
COMPREHENSIVE TRADE	79	279.831.766
TOTAL	3.941	5.419.439.110

Implementing the development of new products and meeting the needs of our customers, we have launched in 2022 the so-called "PROTECTED BAG" designed to protect the economic losses caused by the great scourge of insecurity that afflict citizens, a product that promises to grow thanks to good market acceptance.

CLAIMS

The most notable claims were experienced in the risks of automobile and unemployment policies. Each claim was accompanied and managed jointly with the broker, always collaborating in conflicting cases, thus seeking the best solution for the benefit of the client.

For 2023

The challenge for 2023, to continue growing in the quality of the products offered by the institution, investing in the diversification of the portfolio, always focusing on the constant training of employees to provide the best service.



Training and Development

In 2021, as the first measure to accompany the needs of our clients, was the Containment of the Loan Portfolio with quality (take care of delinquency).

360
People
total to
closing 2022

31,5
years
Average
old

LEADING POSITION

Professional Level	Women	Men
Director	1	3
Manager	13	25
Supervisor	4	3
Chief	9	11
Person in charge	28	9
TOTAL	55	51

SOCIAL BENEFITS

Concepto	Colab.Q.	Total Invested Gs.
Total school bonus	137	41.100.000
Total lunch	360	1.132.928.000
Total family bonus	39	99.111.946
Total medical insurance	356	2.129.169.183
Total solidarity fund	193	39.480.000
TOTAL		3.441.789.129

STAFF AT THE END OF 2022

Woman	185	51,4%
Man	175	48,6%

DISTRIBUTION BY ZONE

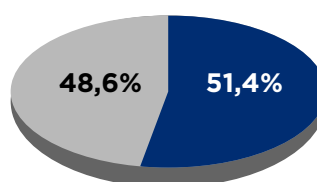
Inside	131	36,4%
Metropolitan	229	63,6%

AGE DISTRIBUTION

from 18 to 25	32	9%
from 26 to 30	72	20%
from 31 to 40	173	48%
from 40 to 50	66	18%
over 50	17	5%

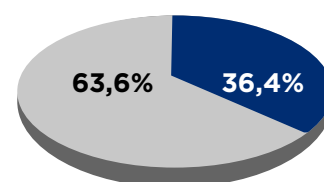
Average age **34,69**

Distribution by sex

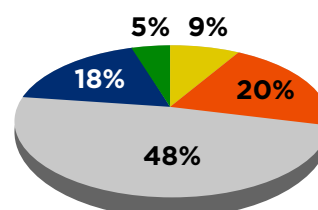


Mens
Womans

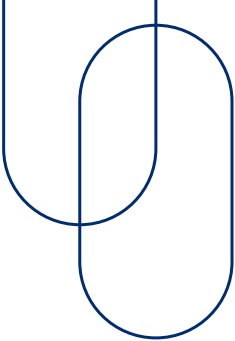
Distribution by zone



Metropolitan
Inside

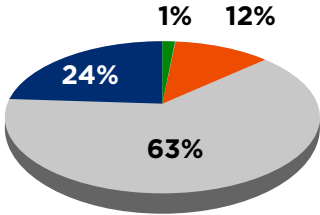


18 a 25
26 a 30
31 a 40
40 a 50
mayores de 50



GENERATIONAL BREAKDOWN

Baby Boomer	4	1%
Generación X	43	12%
Millenial	226	63%
Generación Z	87	24%



TRAININGS

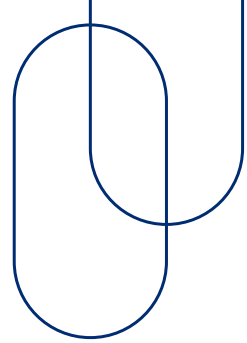
Month	Total quantity
JANUARY	5
FEBRUARY	13
MARCH	16
APRIL	25
MAY	15
JUNE	23
JULY	11
AUGUST	7
SEPTEMBER	16
OCTOBER	2
NOVEMBER	10
DECEMBER	2
TOTAL	145

INVESTMENT IN HOURS

Month	Total quantity
JANUARY	40
FEBRUARY	370
MARCH	262
APRIL	1048
MAY	686
JUNE	285
JULY	869
AUGUST	892
SEPTEMBER	745
OCTOBER	60
NOVEMBER	590
DECEMBER	40
TOTAL	5887

PARTICIPANTS

Month	Total quantity
JANUARY	5
FEBRUARY	61
MARCH	15
APRIL	321
MAY	120
JUNE	574
JULY	293
AUGUST	266
SEPTEMBER	328
OCTOBER	65
NOVEMBER	213
DECEMBER	2
TOTAL	2263



Labor Day

Father's day

Mother's Day



Talks

Charla sobre Prevención del Cáncer de Mamas (con el Grupo Cogorno)

Juntos evolucionamos **INTERFISA BANCO**

Charla sobre Hipertensión Arterial. Repercusión general en la salud

Juntos evolucionamos **INTERFISA BANCO**

Te invitamos a la Charla Seguridad Laboral Prevención de Accidentes

Viernes 9 de septiembre
16:30 hs.
Via Teams

Disertante:
Lic. Luis Centurión

Juntos evolucionamos **INTERFISA BANCO**

Charla sobre Sostenibilidad y el Pacto Global

Juntos evolucionamos **INTERFISA BANCO**

Charla sobre Seguridad Laboral. Prevención de accidentes

Juntos evolucionamos **INTERFISA BANCO**

Reunión comercial de Gerentes

Juntos evolucionamos **INTERFISA BANCO**

¡Pausa Activa!

Las pausas activas son breves descansos durante la jornada laboral que sirven para recuperar energía, mejorar el desempeño y eficiencia en el trabajo, además de prevenir enfermedades causadas por trabajos que no implican mucho movimiento. A través de diferentes técnicas y ejercicios que nos ayudan a reducir la fatiga muscular, prevenimos los trastornos osteomusculares, y se evita el estrés ocupacional.

Por eso, te invitamos mañana que te prendas a partir de las 16:30h con el equipo de Smart Fit para **¡Reactivar tu mente, cuerpo y renovar tu energía!**

Juntos evolucionamos **Gestión de Personas** **INTERFISA BANCO**



Social Responsibility

Continuous work with DEQUENI

Interfisa from the Sustainability area and reaffirming its commitment to education for another year, we participated in the delivery of 300 wipes that were part of the school Kits for timely stimulation to the children of the "Traveling Carpet" Project in the San Cayetano community of the city of Que. In addition, we add to this other toys, as a result of the internal campaign with our more than 300 co-workers.



Donación a DEQUENÍ



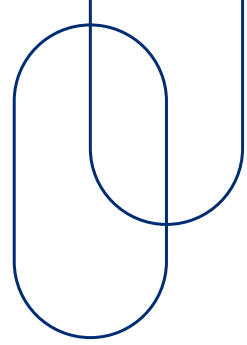
Charla Reciclaje

Recycling for education

In 2022 we continue working together with "CARTONES YAGUARETE", where the objective is to continue promoting the recycling of disused paper and cardboard. In addition to contributing to the environment, we help support the education of children and adolescents who participate in the projects of the Dequeni Foundation.

Yaguarete Recycling is in charge of the removal, transfer and subsequent recycling of the paper and cardboard delivered by Interfisa. The result of the kilos of paper and cardboard in 2022, delivered by Interfisa to Yaguarete, translated into an economic contribution, which was fully granted to support Dequeni's socio-educational projects during 2022.





Active members of the Global Compact

As an institution committed to the SDGs - Sustainable Development Goals, Interfisa Banco is an active member of the Red Paraguay Global Compact.

In 2022, together with other institutions, Interfisa contributed to the dissemination of the First Basic Guide to Start the Path to Carbon Neutrality (Zero carbon emissions by 2030). This guide aims to make everyone aware of small changes that generate big impacts on the climate, with the support of SDG 13 - Climate Action.

The basic guide to start the path to "Carbon Neutrality" from the private sector in Paraguay offers guidelines so that the net emissions of greenhouse gases (GHG) are balanced and equal (or less) to those that are eliminated through of the natural absorption of the planet.



Green Interfisa

All organizations, as a consequence of their activities, have repercussions on the environment, generating environmental impacts of different nature and magnitude. Currently, institutions and organizations from all economic sectors are increasingly interested in and convinced of the importance of incorporating into their activities measures aimed at sustainable development.

In order to achieve this, it is necessary to act on the environmental aspects and impacts of all the activities of a company, for which it is essential to identify and quantify them, and then develop plans and programs in order to prevent, mitigate, correct or compensate them, through the execution of an environmental management system.

This is the case of Interfisa Banco S.A.E.C.A., a company that has an Environmental Policy, by which it recognizes that responsible business management must take into account the effects that its businesses cause in the environment.

Thus, through the program called INTERFISA VERDE, the bank develops its activities preserving the environment, promoting initiatives and projects that are committed to its protection, seeking to mitigate the environmental impact. The Bank's actions in environmental matters are focused on reducing consumption and waste derived from its activity and developing financial solutions within the framework of the fight against climate change.

This report aims to present the results of monitoring the execution of the Interfisa Verde program for the year 2022, taking as parameters the carbon footprint, electricity consumption, water consumption and paper consumption, in order to know the status of implementation of this, and its possibilities of constant improvement.

Carbon footprint

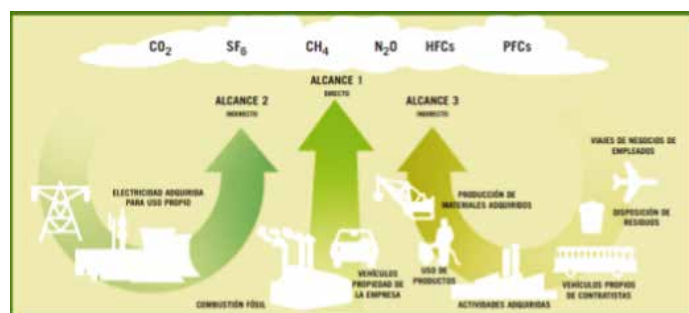
The INTERFISA BANCO Carbon Footprint has been calculated following the guidelines and principles of the Corporate Accounting and Reporting Standard of the GHG Protocol (Greenhouse Gases) of the Intergovernmental Panel of Experts on Climate Change), this protocol is recognized as the tool for international accounting most used in the business and government sector to understand, quantify and manage GHG emissions. This is the most widely accepted international standard globally.

The carbon footprint of an organization is measured, generally for one year, for a better use of resources. This perspective is regularly used to write reports within the communication of a company's performance in the presence of climate change.

Organizational and operational scope

The organizational scopes refer to the operations and facilities of a company that are subject to accounting and carbon footprint reporting. In the case of Interfisa Banco, both the Head Office located in the city of Asunción and all the branches distributed throughout the country were considered.

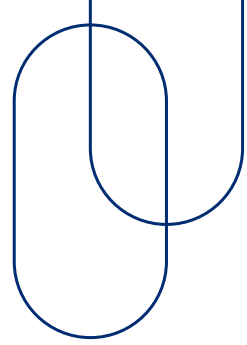
On the other hand, according to the corporate accounting and reporting standard of the GHG Protocol, the methodology used for this report, the operational scopes may be those presented in the following figure:



The scopes or operational limits defined for Interfisa Banco are:

Scope 1: they are GHG emissions from direct sources, that is, they are owned or controlled by the company. In particular, it refers to the amount of fossil fuels used to mobilize the company's own fleet of vehicles, and the loss of refrigerant gas from air conditioners. All these data were provided by the company.

Scope 2: refers to the carbon footprint of the electrical energy source of the company or institution; it was not considered for this report considering the renewable origin of hydroelectric energy in Paraguay.



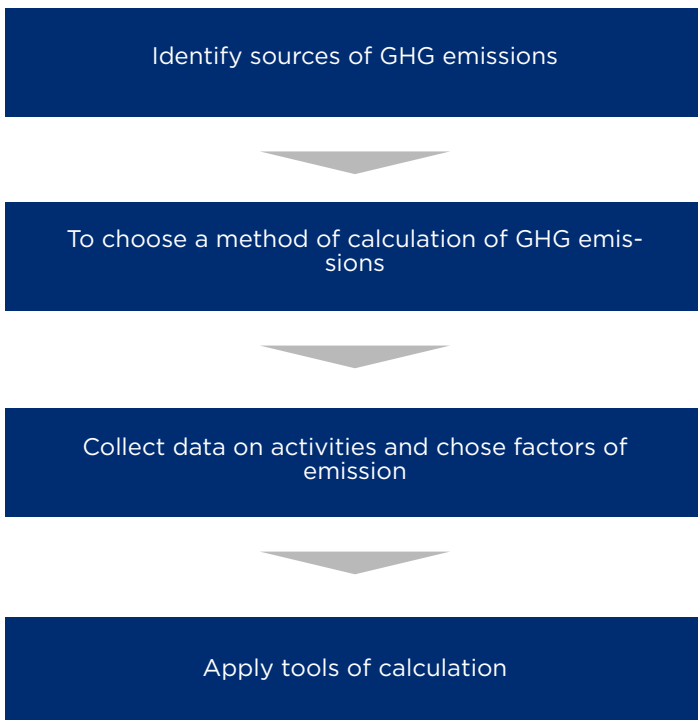
Scope 3: are GHG emissions from indirect sources, which are not owned by Interfisa Banco or which are controlled by another company or institution. Specifically, it refers to the transfer of employees from their homes to their jobs and vice versa. These data were collected through surveys. It also refers to indirect emissions from the use of water and paper, whose consumption data has also been provided by the company.

Reported period covered

The GHG emissions reported in this report correspond to the period between January 1 and December 31, 2022.

Carbon footprint calculation methodology

The generic steps to calculate the GHG emissions are the following:



FAO (2015) mentions that the fundamental formula for estimating the amount of GHG emissions can always be expressed as the multiplication of the activity data AD (Activity Data) by the emission factor EF (Emission Factor, for its acronym in English), as follows:

$$\text{Emission} = \text{AD} \times \text{EF}$$

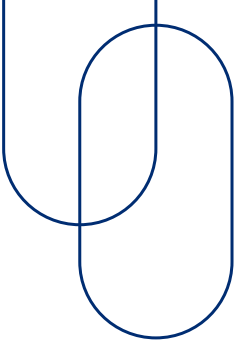
The emission factors are coefficients that quantify the emissions of a gas by the data of the unit of activity. The results are expressed in tons of carbon dioxide equivalent, tCO₂eq. In this way, all the data collected was entered into a calculation sheet, in order to obtain the amount of equivalent carbon dioxide generated by each source and a final sum. The unit used to present the results is tCO₂eq (equivalent ton of CO₂), a universal unit of measurement that indicates the global warming potential (GWP) of each of the GHGs, expressed in terms of the GWP of a unit of CO₂.

Calculation of electricity, water and paper consumption

The consumption of electricity, paper and water in the different branches of the country have also been evaluated, due to the fact that a responsible consumption of these resources greatly influences the environmental sustainability of the company.

Because there are a large number of branches, they are divided by zones, therefore, the analyzes of these consumptions are divided by said zones.

The consumption of water, electricity and paper is monitored and recorded monthly by the company. In this way, this report presents the results of the processing of said records in order to evaluate their evolution, comparing them with previous periods.



Results

The estimated amount of GHG emissions generated by all activities considered for Interfisa Banco in 2022 was:



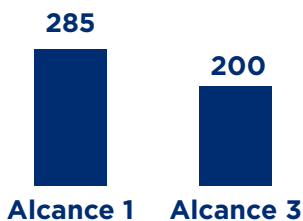
Considering this value as a whole, and taking the carbon footprint for 2021 as a reference, the carbon footprint was reduced by approximately 99 tons of CO₂eq, representing a decrease of 17% compared to the previous year. This is mainly due to the decrease in the company's consumption of fossil fuel.

Likewise, it is necessary to continue systematically recording all possible data to get to know the real carbon footprint of Interfisa Banco: fossil fuel consumption of the company's vehicle fleet, amount and type of coolant gas recharged in air conditioners, kilometers plane tours for company trips if carried out.

In addition, it is recommended to continue with the collection of information on the type of trip made by employees to get to their jobs, recording their method of transportation, type of vehicle used, age, type and amount of fuel used weekly or monthly. Since these data are those required by the Scope 3 GHG emissions calculation tool, it is recommended that all company employees respond to the survey to collect said data.

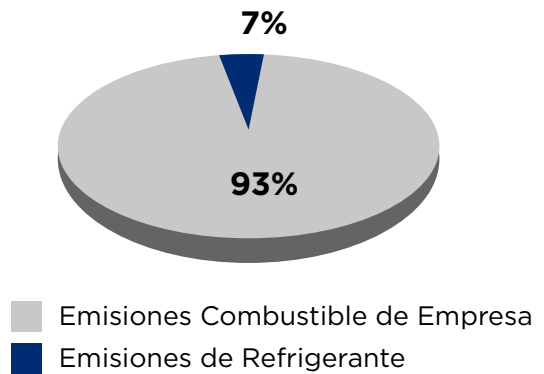
Origin of ghg emissions

Of the total emissions, 285 tons of CO₂eq correspond to scope 1, that is, direct emissions; and 200 to scope 3 or indirect emissions, as represented in the following figure:



Direct ghg emissions - scope 1

Of the direct GHG emissions, the vast majority, which corresponds to 265 tCO₂eq., come from the consumption of diesel and gasoline-type fuel by the company's vehicle fleet (93%), while 20 tCO₂eq (7%) correspond to emissions of coolant gases.



There was a reduction of approximately 103 tCO₂eq compared to the previous year, this could be due to the improvement of the vehicle fleet and type of fuel used.

With the goal of becoming a "carbon-neutral" company, it is recommended to gradually migrate to electric vehicles, taking into account that electric power is considered neutral in our country because it is of hydroelectric origin.

A decrease in equivalent CO₂ emissions corresponding to coolant gas recharge (which is equivalent to the amount of coolant gas loss that reaches the atmosphere directly) of air conditioning equipment was also observed. This may be due to the lower need for maintenance of the air conditioners due to their lower use, or due to the lack of registration by the suppliers.

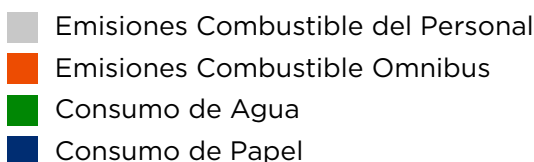
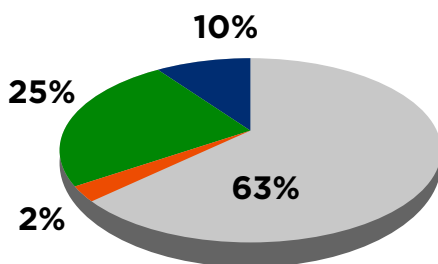
It is recommended to apply the principle of "sustainable purchase", preferring to hire only maintenance providers for air conditioning equipment that use ecological gas or R-40 for coolant gas recharge.

GHG indirect emissions – scope 3

Movement of personnel

With respect to scope 3 emissions or indirect emissions, it should be noted that for the data on the movement of employees from their homes to their jobs and vice versa, the results of the surveys carried out the previous year were considered, due to the fact that the number of responses obtained remains practically constant each year (approximately 300 responses).

In this way, the carbon footprint corresponding to the displacement of employees in private vehicles results in 83 tCO₂eq, representing 63% of scope 3 emissions, in contrast to the emissions generated by the displacement in public transport, which reaches only 3 tCO₂eq, or 2% of total indirect emissions. As can be seen, it is advisable to promote the motivation to travel by public transport, or ideally the use of a bicycle (zero emission), in order to reduce the carbon footprint.



Paper consumption

In addition, as already mentioned, this report includes indirect emissions caused by the consumption of paper and water. Regarding the emissions generated by the use of paper, a total of 13 tCO₂eq was obtained, corresponding to 10% of the total indirect emissions of the company. In the following table it can be seen that the area with the highest consumption of paper is the Metro area.

Zona	Water Consumption year 2022 (m ³)	GHG Emissions (KgCO ₂)
METRO 1	9.339	7.359
METRO 2	28.560	22.505
NORTH	1.075	847
EAST	1.313	1.035
WEST	950	749
SOUTH	-	-
TOTAL (m³)	41.237	32.495
TOTAL GHG emissions (tCO₂eq)		32,49

Likewise, there is evidence of a considerable increase in total water consumption compared to the previous year (approximately 9,200 cubic meters), however, it should be noted that in 2021 it was not possible to register monthly consumption in several branches, so the data may not be comparable.

High consumption, apart from indiscriminate use, may be due to losses from sanitary facilities, therefore, constant maintenance of these facilities is key to reducing these losses. Another strategy to reduce water consumption would be the installation of cisterns with differentiation of water discharge according to need.

In addition, the preference for dry methods for cleaning the facilities is also an important strategy to reduce water consumption, as well as conscious habits, for example, avoiding keeping taps running while soaping our hands, brushing teeth, etc.

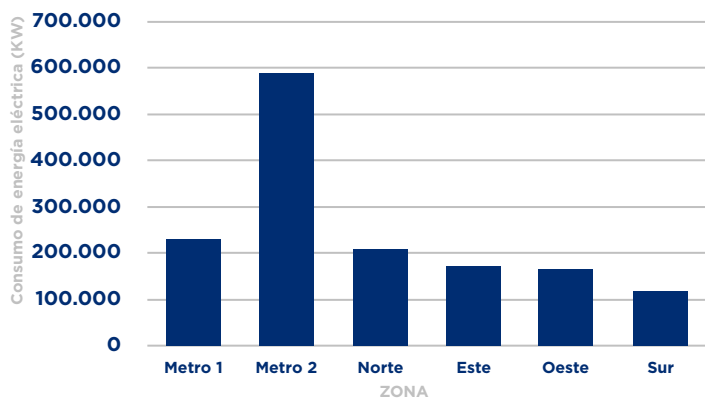
Electricity consumption

In Paraguay, hydroelectric plants generate practically all the electrical energy consumed in the country¹. Hydroelectric power is considered clean compared to other types of power plants, for example, those that use fossil fuels for power generation. However, the use of electronic equipment and its waste generate environmental impacts, so its reduction is of great importance from the environmental point of view. In addition, its indiscriminate use increases the costs of company operations, so reducing its consumption benefits the optimization of resources.

In the year 2022, Interfisa Banco has registered a total electricity consumption of 1,487,283 kW for all

its branches. This represented a decrease of approximately 150,000 kW compared to the previous year, which is equivalent to a saving of around 70 million guaraníes. In this way, the benefits of the conscious use and modernization of electrical equipment can be observed, opting for those that are more efficient in terms of electrical energy consumption.

Next, Figure 6 shows the electricity consumption by area, from which it can be seen that the area with the highest consumption is Metro 2.



Final recommendations

Knowing the situation of the carbon footprint, as well as the consumption of electricity, paper and water, gives us the guideline for the degree of environmental awareness implemented in the company. These data also serve as a starting point towards more sustainable consumption, which is one of the objectives of the INTERFISA VERDE program.

In order to achieve the goal of an environmentally sustainable Interfisa Banco, in addition to the recommendations given throughout the document, the following recommendations are also presented:

- Continue with training and awareness on environmental issues.
- Encourage employees to adopt more sustainable means of mobility, for example, through bonuses for those who use a bicycle or walk as a means of daily transportation and installation of showers.
- Responsible purchase of more efficient electrical equipment.
- Training on the conscious use of water.
- Use of reusable and/or recyclable materials.
- Begin to quantify the amount of waste generated before municipal collection.
- Minimization of the generation of waste in general, separation at source of these for recycling purposes.
- Conscious final disposal of used and obsolete electronic equipment.
- Separation at source of special waste: batteries, light bulbs and fluorescent lights, obsolete electronic equipment, obsolete credit cards and outsourcing of the management of this waste.
- Print strictly what is necessary, reuse of ink cartridges.
- Continue with GHG emission compensation measures such as Nature Office certificates.
- Preparation of semi-annual environmental reports in order to monitor the activities of the Interfisa Verde program.



Financial Statements Notes

Up to december 31, 2022

A) Consideration by the Board of Directors

The approval of the Financial Statements of INTERFISA Banco S.A.E.C.A. up to December 31 2022, will be considered by the Ordinary General Shareholder's Meeting to be held in 2023, within the term established by its Bylaws, article 26 and article 1079 of the Civil Code.

The Financial Statements corresponding to the economic fiscal year ending on December 31, 2021 have been considered and approved by the Ordinary Shareholder's Meeting dated April 27, 2022.

B) Basic Information about the Financial Entity

b.1 Legal Nature

Interfisa Banco is a Public traded Company.

Entity authorized by the Central Bank of Paraguay according to Resolution N° 1, Act N° 117, dated June 25, 1979 and started its activities on July 02, 1979.

The entity develops all the activities allowed to the Commercial Banks according to the laws of Paraguay and regulations established in the dispositions of the central Bank of Paraguay.

As per Extraordinary General Assembly Nr. 2/2014 dated April 24, 2014, the modification of the Social Statutes was done to change the society to an banking entity.

b.2 Basis of preparation of the Financial Statement

The financial statements have been prepared in accordance with accounting standards, valuation criteria and risk classification and presentation standards issued by the Central Bank of Paraguay, which constitute the legal accounting standards in force in Paraguay for the presentation of financial statements. Financial Statements of financial entities regulated by the Central Bank of Paraguay.

The model is based on a conventional historical cost basis, partially reflecting the effects of variations in the purchasing power of local currency in the Fixed Assets accounts and in the Assets and Liability accounts in foreign currency, which are exposed to updated values.

The preparation of these financial statements required the entity's management to make certain estimates and assumptions that affect the balances of assets and liabilities, the exposure of contingencies, and the recognition of income and expenses. Assets and liabilities are recognized in the financial statements when it is probable that future economic benefits will flow to or from the entity and that the different items have a cost or value that can be reliably measured. If in the future these estimates and assumptions, which are based on management's best judgement as of the date of these financial statements, are modified with respect to current circumstances, the original estimates and assumptions will be appropriately modified on the date they were made, produce such changes. The main estimates related in the financial statements refer to allowances for doubtful assets and credit risks, allowances for assets received in credit recovery, depreciation of fixed assets, amortization of deferred charges and allowances to cover contingencies.

b.3 Branches abroad

The entity does not have branches abroad.

b.4 Participation in Other Societies

The institution has participation in the following institutions.

December 31 2022

Society	Acquisition Value G.	Forecast G.	Net Book Value G.
Bepsa del Paraguay S.A.E.C.A.	205.086.842	-	205.086.842
Bancard S.A.	9.982.151.604	-	9.982.151.604
Total	10.187.238.446	-	10.187.238.446

December 31 2021

Society	Acquisition Value G.	Forecast G.	Net Book Value G.
Bepsa del Paraguay S.A.E.C.A.	205.086.842	-	205.086.842
Bancard S.A.	9.982.151.604	-	9.982.151.604
Total	10.187.238.446	-	10.187.238.446

b.5 Composition of the capital and characteristics of the shares

December 31 2022

Social Capital	Issued Capital	Subscribed Capital	Integrated Capital	Nominal Value of the shares
G.	G.	G.	G.	G.
250.000.000.000	250.000.000.000	250.000.000.000	250.000.000.000	100.000

Type of shares

Social Capital	Quantity	Votes that grant each share	Nominal Value per unit	Guaraníes
	G.		G.	G.
Nominative multiple voting ordinary (OMN)	200.000	5	100.000	20.000.000.000
Nominative simple voting ordinary (OS)	1.600.000	1	100.000	160.000.000.000
Preferred	700.000	0	100.000	70.000.000.000

December 31 2021

Social Capital	Issued Capital	Subscribed Capital	Integrated Capital	Nominal Value of the shares
G.	G.	G.	G.	G.
250.000.000.000	250.000.000.000	250.000.000.000	250.000.000.000	100.000

Type of shares


Social Capital	Quantity	Votes that grant each share	Nominal Value per unit	Guaraníes
	G.		G.	G.
Nominative multiple voting ordinary (OMN)	200.000	5	100.000	20.000.000.000
Nominative simple voting ordinary (OS)	1.600.000	1	100.000	160.000.000.000
Preferred	700.000	0	100.000	70.000.000.000

Registered Multiple Voting Shares (OMN); have the ordinary right to receive dividends and five (5) votes per share.

Simply Ordinary Shares (OS): have the ordinary right to receive dividends and one (1) vote for each share.

Preferred shares: have a preferential right to receive dividends and have the right to zero (0) votes for each share.

"The nominal value of each share is of Gs. 100.000. "



Up to December 31 2022, the shareholding structure of the entity is as follows:

Shareholding Structure

Share Holder	% of participation
Interfisa Banco S.A.E.C.A.	
Maestral S.A.	18,33%
Flytec S.A.	12,92%
Felipe Cogorno	25,47%
Gustavo Cogorno	18,81%
Mercadis S.A.	8,95%
Jose Carlos Cogorno	7,16%
Minoritarios	8,35%
Maestral S.A.	
Felipe Cogorno	50,00%
Gustavo Cogorno	50,00%
Mercadis S.A.	
Felipe Cogorno	34,00%
Gustavo Cogorno	33,00%
Jose Carlos Cogorno	33,00%
Flytec S.A.	
Osni Muccellin de Arruda	97,00%

b.6 List of Board of Director and Senior Staff

b.6.1 Board of Directors and Trustees

President:	Marcello Cogorno
Head Directors:	Eduardo Queiroz García Fabrizio Franco Lopez Moreira Diana de Jesus Pintos del Padre Silvia Arce Perrone
Substitute Directors:	Ma. Teresa Alvarez Vda. de Cogorno
Titular Trustee:	José Luis Aquino Martinez

b.6.2 Executive Staff

General Manager Director:	Eduardo Queiroz García
Director of Institutional Relations:	Marcello Cogorno Jara
Legal Director:	Fabrizio Franco Lopez Moreira
Director of Banking People, Products, Services and Channels:	Silvia Arce Perrone
Financial Manager:	Jorge Fabián Pineda
Operations Manager:	Ma. Graciela Fátima Cino
TIC Manager:	David Medina Leiva
Accounting Manager:	Diego Joaquín Arce Sitjar
People Management and Development Manager:	Pedro Bogado Britez
Risk and Recovery Manager:	Nestor Fabian Duré Aguirre
Internal Auditory Manager:	Marco Emmanuel Speranza Benedetti
Compliance Officer:	Ricardo Gonzalez Neumann
Administratior of Integral Security:	Víctor Ricardo Caballero Alderete
Continuous Improvement Manager:	Gloria Cecilia Machuca Rodriguez
SME and Branch Network Manager:	Cynthia Sotelo Galeano

C) Information related to Assets and Liabilities

c.1 Foreign Currency Valuation and Foreign Exchange Position

Assets and liabilities in foreign currency are expressed in the statement of net worth at the exchange rates in effect at year-end, which were provided by the foreign exchange desk of the International operations Department of the Central Bank of Paraguay, and do not differ significantly from the exchange rates in effect in the free exchange market:

Interfisa Banco S.A.E.C.A.	12/31/2022	12/31/2022
	Exchange rate	Exchange rate
United States Dollar	7.345,93	6.885,79
Euro	7.822,68	7.805,73
British Pound Sterling	8.840,09	9.305,46
Argentine Peso	41,57	67,01
Real	1.405,70	1.230,53
Chilean Peso	8,58	8,15
Uruguayan Peso	185,39	154,44
Japanese Yen	55,18	59,83
Swiss Franc	7.944,12	7.537,81

Exchange rate differences caused by fluctuations in exchange rates, between the dates of conclusion of transactions and their settlement or valuation at the end of the year, are recognized in Results, with the exceptions indicated in note f.1

The entity's foreign currency position is summarized below:

Concept	12/31/2022		12/31/2021	
	Arbitrated to USD	Equivalent in PYG	Arbitrated to USD	Equivalent in PYG
Total Assets in foreign currency	169.233.345,32	1.243.176.308.550	191.716.078,85	1.320.116.658.500
Total Liabilities in foreign currency	169.337.625,84	1.243.942.345.814	187.429.869,03	1.290.602.717.880
Sold/purchased position in foreign currency	-104.280,52	-766.037.264	4.286.209,82	29.513.940.620

c.2 Cash and equivalent of cash


For purposes of the statement of cash flows, cash and cash equivalents comprise available cash and deposits at the Central Bank of Paraguay and at other financial institutions.

c.3 Public and Private Values

Public and private securities in the portfolio, most of which have been acquired at the rates and prices offered in the market on the date of purchase, are valued at cost plus accrued interest receivable at year-end, which in no case do they exceed their probable realizable value.

December 31 2022

Instrument	Currency	Capital	Accrued Interest	Total
Treasury Bond	Guaraníes	57.858.543.567	5.905.417.861	63.763.961.428
Letter of Monetary Regulation	Guaraníes	227.050.248.419	11.468.741.354	238.518.989.773
Total		284.908.791.986	17.374.159.215	302.282.951.201



December 31 2021

Instrument	Currency	Capital	Accrued Interest	Total
Treasury Bond	Guaraníes	62.096.107.186	-	62.096.107.186
Letter of Monetary Regulation	Guaraníes	77.745.172.406	1.188.753.282	78.933.925.688
Total		139.841.279.592	1.188.753.282	141.030.032.874

c.4 Assets and liabilities with realignment clauses

With the exception of loans obtained (liabilities) from the Financial Development Agency (AFD) and loans granted (assets) with such resources from the AFD, as of December 31, 2022 and 2021 there were no other assets or liabilities under the adjustment clause.

c.5 Credit Portfolio


Credit risk is controlled by the Entity's Board of Directors and Management, mainly through the evaluation and analysis of individual transactions, for which certain aspects clearly defined in the Entity's credit policies are considered, such as: Demonstrated payment capacity and indebtedness of the debtor, credit concentration of economic groups, individual limits for granting credit, evaluation of economic sectors, preferred guarantees and the working capital requirement, according to market risks.

The loan portfolio has been classified and valued based on the payment capacity and compliance of the debtors or a group of related companies with respect to all their obligations, in accordance with the bank's own credit valuation policies and with the provisions of the Resolution of the Board of Directors of the Central Bank of Paraguay Nr 1, Minutes 60 dated September 28, 2007, its amending Resolution Nr 37, Minutes 72 dated November 29, 2011 and Resolution Nr 13, Minutes 28 of April 24, 2014, for which:

- a)** Debtors were segmented in the following types: i) Large commercial debtors; ii) Medium and Small debtors; iii) Microcredits and; iv) Personal Consumer or Housing.
- b)** The debtors have been classified in 6 luxurious categories:
- c)** The specific provisions required to cover eventual losses that may arise from non-recovery of the portfolio have been set up. Likewise, the entity has constituted generic provisions (equivalent to 0.5% of its portfolio of direct loans and contingent risks net of provisions) in accordance with the criteria and parameters established by article 34 of Resolution Nr 1/2007 of the Central Bank of Paraguay.
- d)** The interest accrued on current loans classified in categories "1" and "2" have been fully charged to earnings. Interest accrued and not collected at the closing date on past-due and/or current loans classified in category higher than "2", which have been recognized as gain until they become delinquent or until they are classified in a higher category to "2", have been provisioned for 100% of their balance.
- e)** Accrued and uncollected interest from debtors with overdue and/or current loans classified in categories "3", "4", "5" and "6" are kept on hold and are recognized as gain at the time of your charge. Amortizable credits are considered expired after 61 days of default of any of their installments and fixed-term credits, the day after their expiration.
- f)** Gains from valuation or income from exchange differences generated by credit operations in foreign currency that are overdue or classified in category "3", "4", "5" or "6", are kept on hold and are recognized as results at the time of their perception or collection.
- g)** Bad credits that are released from the asset in accordance with the entity's internal policies and under the conditions established in the current central bank regulations on the matter, are recorded and disclosed in memorandum accounts.

c.5.1 Current credits to the financial sector

This item includes short-term placements in local and foreign financial institutions in national and foreign currency, as well as short-term loans granted to local financial institutions and cooperatives that have been agreed at the rates and prices offered in the market at time of placement or investment.



	12/31/2022	12/31/2021
Concept	G.	G.
Placement - Local Currency	40.950.876.085	47.868.193.017
Placement - Foreign Currency	8.593.572.888	2.574.780.112
Accrued Interests	1.205.045.524	1.876.609.123
Total	50.749.494.497	52.319.582.252

c.5.2 Current Credits to Non financial sector

Current credits for financial intermediation of the non-financial sector include the following balances:

	31/12/22	31/12/21
Concept	G.	G.
Fixed Term Loans - Residents	472.709.589.271	477.233.226.902
Amortizable Loans - Residents	1.000.661.941.074	935.040.189.437
Checks bought from the country	-	957.447
Credits Used in Current Acct. w/Previous Author	5.457.753.644	2.849.916.666
Credits Used in Current Acct - Overdraft	541.594.754	2.308.563.343
Debtors for using Credit Card	71.391.044.987	72.706.788.998
Loans with FDA Funds	51.979.254.668	45.204.443.722
Discounted Documents	9.796.345.593	26.177.204.932
Discounted Deferred Checks	53.293.040.919	107.009.947.879
Exceptional support measure issued by Bcp	14.602.472.132	93.285.595.013
Exceptional support measure issued by Bcp	42.697.227.201	99.880.648.073
Future Purchase of foreign currency - Asset Position	28.130.232	1.040.443
Public Sector	50.283.945.408	1.096.658.524
Debtors for Financial Products	31.917.561.144	40.750.480.693
(Forecasts)	-18.575.431.440	-19.155.190.469
(Forecast for Credit Risk - Public Sector)	-1.429.292	-
Total Current Credits	1.786.783.040.295	1.884.390.471.603

The overdue credits by non-financial intermediation, are the following balance:

	31/12/22	31/12/21
Concept	G.	G.
Non-Readjustable overdue Placement	16.620.270.486	25.904.196.912
Non-Readjustable management Credits	15.539.256.425	18.819.070.721
Debtors in Regularization Plan	218.283.660	438.431.664
Delinquent Credits	88.836.846.840	55.024.327.338
Debtors for financial Products	7.993.012.784	5.973.563.736
Forecasts	-72.750.871.072	-56.827.045.454
Total Overdue Credits	56.456.799.123	49.332.544.917

In accordance with the rules of valuation of credit assets and risks established by the Superintendency of Banks of the Central Bank of Paraguay, as of December 31, 2022 and 2021 the current loan portfolio (Financial and Non-Financial Sector) of the entity is classified by risk as follows:

December 31 2022

Category of Risk	Accounting balance before forecast (a)	Computable guarantees for forecasts	Forecasts		Accounting balance after forecasts (d)
	G.		G.	% minimum (b)	Constituted PYG
1	1.653.424.067.624	328.879.085.126	0,0	2.507.650.330	1.650.916.417.294
1a	105.663.598.923	26.403.682.492	0,5	1.203.777.541	104.459.821.382
1b	87.110.237.496	15.523.964.109	1,5	834.270.630	86.275.966.866
2	3.852.671.707	1.403.957.478	5,0	156.301.112	3.696.370.595
3	388.741.734	73.074.156	25,0	89.870.113	298.871.621
4	5.504.440.445	-	50,0	2.337.061.149	3.167.379.296
5	123.856.460	91.472.597	75,0	60.149.133	63.707.327
6	13.650.903	-	100,0	13.650.903	-
Generic Forecast (c)	-	-	-	11.374.129.821	-11.374.129.821
Total	1.856.081.265.292	372.375.235.958	-	18.576.860.732	1.837.504.404.560

December 31 2021

Category of Risk	Accounting balance before forecast (a)	Computable guarantees for forecasts	Forecasts		Accounting balance after forecasts (d)
	G.		G.	% minimum (b)	Constituted PYG
1	1.785.460.360.474	313.662.643.660	0,0	387.587.288	1.785.072.773.186
1a	126.932.008.545	38.113.047.811	0,5	847.970.498	126.084.038.047
1b	41.895.287.558	24.308.973.305	1,5	596.118.891	41.299.168.667
2	1.089.401.829	163.781.002	5,0	153.192.114	936.209.715
3	106.505.605	-	25,0	28.763.378	77.742.227
4	62.463.123	-	50,0	212.568.778	-150.105.655
5	55.052.326	55.052.326	75,0	47.308.140	7.744.186
6	263.124.421	19.768.913	100,0	280.416.867	-17.292.446
Generic Forecast (c)	-	-	-	16.601.264.515	-16.601.264.515
Total	1.955.864.203.881	376.323.267.017	-	19.155.190.469	1.936.709.013.412

(a) Includes capital and interest and excludes "Operations to settle"

(b) The provision percentages and risk categories defined for the classification and constitution of provisions of the credit portfolio as of December 31, 2022 and 2021, are based on the criteria established for this purpose in Resolution Nr 1, Act Nr 60 of the BCP Board of Directors dated September 28, 2007 and amendments. The percentages are applied to the accounting balance less the guarantees and considering the modifying resolutions.

(c) Includes the generic provisions established by the Entity in accordance with the requirements of Resolution 1/2007 of the Central Bank of Paraguay. The aforementioned generic allowances are made on the total loan portfolio net of allowances recorded in item 1.4 - Current loans from financial intermediation non-financial sector and item 1.6 Overdue loans from financial intermediation. Additionally, the generic provisions defined by the Entity's Board of Directors as of December 31, 2022 and 2021, are included.

(d) The balance does not include the operations to be settled.

c.5.3 Overdue credits to non-financial sector

December 31 2022

Category of Risk	Accounting balance before forecast (a)	Computable guarantees for forecasts	Forecasts		Accounting balance after forecasts (d)
			% mínimim (b)	Constituted PYG	
	G.	G.			G.
1	396.653.930	-	0,0	310.629.056	86.024.874
1a	274.610.776	-	0,5	78.456.750	196.154.026
1b	365.217.448	82.160.575	1,5	289.682.489	75.534.959
2	16.388.423.270	3.071.576.187	5,0	1.853.658.595	14.534.764.675
3	11.014.038.006	1.601.308.811	25,0	2.941.360.624	8.072.677.382
4	4.644.875.478	585.665.696	50,0	2.079.286.083	2.565.589.395
5	22.071.528.786	7.116.228.880	75,0	13.999.025.630	8.072.503.156
6	74.052.322.501	43.321.664.947	100,0	50.917.537.542	23.134.784.959
Generic Forecast (c)	-	-	-	281.234.303	-281.234.303
Total	129.207.670.195	55.778.605.096	-	72.750.871.072	56.456.799.123

December 31 2021

Category of Risk	Accounting balance before forecast (a)	Computable guarantees for forecasts	Forecasts		Accounting balance after forecasts (d)
			% mínimim (b)	Constituted PYG	
	G.	G.			G.
1	2.019.661.240	1.698.756.605	0,0	7.123.329	2.012.537.911
1a	335.195.604	-	0,5	1.595.144	333.600.460
1b	-	-	1,5	-	-
2	28.864.860.113	-	5,0	2.364.090.899	26.500.769.214
3	13.420.514.899	149.702.822	25,0	2.776.790.761	10.643.724.138
4	4.815.682.570	4.694.352	50,0	1.556.034.715	3.259.647.855
5	11.108.878.227	1.755.099.000	75,0	7.092.412.910	4.016.465.317
6	46.375.033.683	6.333.380.347	100,0	43.028.997.696	3.346.035.987
Generic Forecast (c)	-	-	-	-	-
Total	106.939.826.336	9.941.633.126	-	56.827.045.454	50.112.780.882

(a) Includes capital and interest

(b) The provision percentages and risk categories defined for the classification and constitution of provisions of the credit portfolio as of December 31, 2022 and 2021, are based on the criteria established for this purpose in Resolution N° 1, Act N° 60 of the BCP Board of Directors dated September 28, 2007 and amendments. The percentages are applied to the accounting balance less the guarantees and considering the modifying resolutions.

(c) Includes the generic provisions established by the Entity in accordance with the requirements of Resolution 1/2007 of the Central Bank of Paraguay. the aforementioned generic allowances are made on the total loan portfolio net of allowances recorded in item 1.4. current loans from financial intermediation-non-financial sector and item 1.6. Overdue loans from financial intermediation. Additionally, the generic provisions defined by the Entity's Board of Directors as of December 31, 2022 and 2021 are included.

c.5.4 Various Credits

Composition up to 31 de december 2022 and 2021 is as follows:

Concept	31/12/22	31/12/21
	G.	G.
Advances for Purchase of Goods and Services	4.333.709.576	27.936.242.650
Prepaid charges	35.143.400.778	18.117.450.977
Advance of National Taxes	6.667.445.004	1.800.175.252
Value Added Tax - to deduct	2.798.327.782	1.694.218.873
Advance to Staff	-	1.631.238.549
Debtors for Term Sale of Assets	-	107.182
Expenses to Recover	743.010.274	484.966.869
Various	82.663.099.315	128.187.693.631
(Forecast)	-2.697.150.100	-
Total Overdue Creditis	129.651.842.629	179.852.093.983

c.6 Forecasts

The provision for doubtful loans and other assets and credit risks is determined based on the study of the portfolio carried out in order to determine the non-recoverable portion of the same and considering what is established, for each type of credit risk, in the own policies of the bank, in the Resolution of the Board of Directors of the Central Bank of Paraguay Nr 1 Minutes 60 dated September 28, 2007, its amending Resolution Nr 37 Minutes 72 dated November 28, 2011 and its amending Resolution Nr 13, Minutes 25 of April 24, 2014 of the Board of directors of the Central Bank of Paraguay.

Periodically, the entity's management carries out, based on the credit valuation standards established by the Central Bank of Paraguay and the bank's own policies applied with criteria of maximum valuation prudence, reviews and analysis of the credit portfolio for the purpose of adjusting allowances for doubtful accounts. All the necessary provisions have been established to cover eventual losses on direct and contingent risks, in accordance with the entity's own policies and with what is required by the aforementioned Resolution Nr 1/2007 and its subsequent amendments.

The movement recorded during the years ended December 31, 2022 and 2021 in the allowance accounts is summarized as follows:

December 31 2022

Concept	Balance at the beginning of the year	Constitution of forecast	Application of forecast	Write-off	Balance at the end of the year
	G.	G.	G.	G.	G.
Concept	83.042.069.027	228.172.991.294	75.901.671.848	140.191.823.417	95.121.565.056
Available	193.236.414	-	-	193.236.414	-
Current Credit Non-financial sector	19.155.190.469	77.421.728.079	-	83.731.766.688	12.845.151.860
Overdue Credit financial sector	56.827.045.454	145.761.446.355	75.901.671.848	51.887.219.563	74.799.600.398
Others	6.866.596.690	4.989.816.860	-	4.379.600.752	7.476.812.798
Total	83.042.069.027	228.172.991.294	75.901.671.848	140.191.823.417	95.121.565.056

December 31 2021

Concept	Balance at the beginning of the year	Constitution of forecast	Application of forecast	Write-off	Balance at the end of the year
	G.	G.	G.	G.	G.
Forecasts	63.374.267.790	117.535.607.348	28.373.149.708	69.494.656.403	83.042.069.027
Available	377.499.696	-	-	184.263.282	193.236.414
Current Credit Non-financial sector	14.559.557.076	4.779.634.609	-	184.001.216	19.155.190.469
Overdue Credit financial sector	43.708.488.992	110.198.220.803	28.012.021.106	69.067.643.235	56.827.045.454
Others	4.728.722.026	2.557.751.936	839.754.544	419.877.272	6.866.596.690
Total	63.374.267.790	117.535.607.348	28.851.775.650	69.855.785.005	83.042.069.027

c.7 Investment

Investments represent the holding of titles issued by the private sector and assets not applied to the business of the entity. They are valued, according to their nature, according to the following criteria:

Fixed income securities issued by the private sector (not listed), they are value at the lower of their cost plus accrued interest receivable and their estimated realizable value, taking into account the valuation criteria for a short, medium term financial investments, and long-term established in Resolution Nr 1, Minutes 60 dated September 28, 2007 of teh Board of Directors of teh Central Bank of Paraguay, and its subsequent amendments.

Variable income securities issued by the private sector (not listed), they are valued at their cost value, which does not exceed their estimated realizable value or their proportional equity value.

Variable income securities issued by the private sector quotable: they are valued at the lower of their acquisition value and their market value determined based on the price of the last dat of each month, in accordance with invesment valuation ccriteria short, medium and long-term financial instruments established in the Resolution of the Board of Directors of the Central Bank of Paraguay Nr 1, Act 60 dated September 28, 2007. Losses resulting from the adjustment of the investment to its market value are recognized with a charge to the results at the time they are known, while the gains originated by the increase in their market value with respect to their book value, due to prudence, are kept on hold (as gain to be realized on hold), and are recognized as income at the time of its realization (sale of the invesment).

- Assets received in recovery of credits: they are valued at the lower value between the amount of the credit recovered and the market value of the assets received, in accordance with the provisions of the Central Bank of Paraguay on the matter, additionally, for assets that exceed the Within the terms established by the Central Bank of Paraguay for its holding, provisions are established in accordance with the provisions of Resolution Nr 1, Act 60 of September 28, 2007 (partially modified by the transitory measure Resolution Nr 10 Act Nr 17 dated 03.16.2020) of the Board of Directors of the Central Bank of Paraguay.

The Entity's investments are as follows:

December 31 2022

Concept	Accounting Balance before forecast	Forecast	Book balance net of forecasts
G.	G.	G.	G.
Assets acquired in credit recovery	54.480.406.216	-3.793.833.252	50.686.572.964
Investment in titles Val. Issued X Priv Sector. Fixed Income	18.486.039.700	-	18.486.039.700
Income on Inv. In the Private Sector	206.594.690	-	206.594.690
Total	73.173.040.606	-3.793.833.252	69.379.207.354

31 de diciembre de 2021

Concept	Accounting Balance before forecast	Forecast	Book balance net of forecasts
G.	G.	G.	G.
Assets acquired in credit recovery	28.320.077.278	-6.686.517.672	21.633.559.606
Investment in titles Val. Issued X Priv Sector. Fixed Income	19.270.221.419	-	19.270.221.419
Trust Law	237.003.883	-180.079.018	56.924.865
Income on Inv. In the Private Sector	-	-	-
Total	47.827.302.580	-6.866.596.690	40.960.705.890

c.8 Goods for Use

The original values of fixed assets and their accumulated depreciation, existing as of December 31, 2019, are revalued in accordance with the provisions of Law Nr 125/91 and its amendments. With the entry into force of Law 6,380/19 from January 1, 2020, the revaluation of fixed assets will be applied when the variation of the Consumer Price Index established by the BCP reaches 20% accumulated, since the year in which the last revaluation adjustment has been made. Until December 31, 2019, the net amount of the revaluation was charged to the "Adjustments to Equity" account of the entity's equity.

The cost of improvements that extend the useful life of the assets or increase their productive capacity is charged to the respective asset accounts. Assets under construction are valued at cost. Maintenance expenses are charged to results. The depreciation of fixed assets is calculated by the straight-line method, from the year following its incorporation, applying the annual rates established in the regulations of Law Nr 125/91 and its amendments, and Law 6.380/19 from the year 2020, which are sufficient to extinguish their values at the end of their estimated useful life. The residual value of the revalued assets considered as a whole does not exceed their recoverable value at the end of the year.

December 31 2022

Concept	Revalued Cost Value	Accumulated Depreciation	Book value net of depreciation
	G.	G.	G.
Real Estate . Land	1.204.415.814	-	1.204.415.814
Real Estate - Buildings	7.757.848.112	-3.867.220.266	3.890.627.846
Furniture, Supplies and Facilities	37.282.535.264	-25.725.584.906	11.556.950.358
Computers	14.915.491.037	-14.802.906.952	112.584.085
Transportation material	3.459.087.272	-3.255.724.314	203.362.958
Overdue Credit Total	64.619.377.499	-47.651.436.438	16.967.941.061

December 31 2021

Concept	Revalued Cost Value	Accumulated Depreciation	Book value net of depreciation
	G.	G.	G.
Real Estate . Land	1.204.415.814	-	1.204.415.814
Real Estate - Buildings	7.773.284.964	-3.572.355.933	4.200.929.031
Furniture, Supplies and Facilities	30.755.116.298	-24.216.353.437	6.538.762.861
Computers	14.860.191.615	-14.668.295.638	191.895.977
Transportation material	3.470.691.481	-3.141.343.439	329.348.042
Overdue Credit Total	58.063.700.172	-45.598.348.447	12.465.351.725

c.9 Deferred Charges

The item is made up by the following accounts:

Concept	31/12/22	31/12/21
	G.	G.
Intangible Assets - Systems	37.241.553.800	10.494.052.121
Accumulated Depreciation - Systems	-10.254.727.687	-8.045.695.559
Improvements and Installations in Lease Properties	29.504.944.550	27.125.600.914
Better amortizations in leased properties	-26.551.389.347	-25.627.809.826
Transitory Measurs - Res. Nro.2 Acta Nro.84 Fec.18-11-2015	16.717.020.477	16.717.020.477
(Accumulated Amortization - Med. Trans. To Agricult Sector)	-16.717.020.477	-16.717.020.477
Stationery and Other	6.916.060.841	5.950.486.769
Total Overdue Creditss	36.856.442.157	9.896.634.419

c.10 Subordinated Liabilities

The item Obligations for Financial Intermediation - Non financial Sector, exposes the balance of Gs. 25.000.000.000.corresponding to the placement of Subordinated Bonds, through the stock market.

Concept	Due Date	Annual Rate	Currency	Balance up to 12.31.22	Balance up to 12.31.21
			G.	G.	G.
Serie 5	02/12/2024	15,50%	PYG	25.000.000.000	25.000.000.000

c.11 Limitations of the free availability of assets and any other restriction on property rights

Up to December 31 2021 and 2020, the following limitations exist:

- Deposits at Central Bank of Paraguay as concept of legal reserve
- Restrictions to the distribution of profits
- Restrictions to give as guarantee the goods of use according to the explanation in note c.8
- Regulatory restrictions to give as guarantee components of the assets as back-up of the deposits gained from the public
- In the years 2022 and 2021, shares of Bancard S.A. given as guarantee to Bancard S.A.

there are no toher limitation on the free availability of assets or equity and any other restriction on the right to property.

c.12 Guarantee granted in relation to liabilities

As of December 31, 2021 and 2020, there are no guarantees granted by the entity regarding its liabilities, with the exception of contracted and emerging obligations with the Development Finance Agency (AFD), whose contracts are and will be direct and unconditional obligations of the entity, constituting the same in privileged credits with respect to other obligations and liabilities (current or contingent), not guaranteed and not subordinated, issued, created, or assumed currently or in the future by the entity.

c.13 Obligations for financial intermediation

	12/31/22	12/31/21
Financial Intermediation Obligations - Financial Sector	G.	G.
Central Bank of paraguay	3.184.003.033	3.214.855.190
Demand Deposits from Other Financial institutions	3.002.519.640	0
Deposits	0	125.938.684.032
Demand Deposits from Other Financial institutions combined with Current Account	16.406.271.302	0
Deposits in Other Financial Institutions	27.430.283.639	30.528.296.585
Call Money	187.196.566.790	3.827.731.266
Operations to be settled	96.921.219.304	90.904.725.110
Creditors for Accrued Finance Charges	5.967.742.958	4.748.478.182
Total Financial Sector	340.108.606.666	259.162.770.365
Obligations by Financial Intemediation - No-Financial Sector	G.	G.
Deposits	2.166.895.540.718	2.499.660.416.177
Other Obligations for Financial intemediation	317.718.135	317.718.135
Future Sale of Foreign Currency	33.149.210.059	766.182
Public Sector Deposits	274.982.244.237	145.131.422.948
Subordinated Bonds	25.000.000.000	25.000.000.000
Creditors for Accrued Finance Charges	27.657.141.012	21.160.339.891
Total No-Financial Sector	2.528.001.854.161	2.691.270.663.333
Total Obligations for Financial Intermediation	2.868.110.460.827	2.950.433.433.698

c.14 Concentration of loans and deposits portfolio

c.14.1 Distribution of credits and obligations for financial intermediation according to due-dates

December 31 2022

Concept	Remaining Terms for Expiration					
	Up to 30 days	Up to 180 days	Up to 1 year	Up to 3 years	More than 3 years	Total
	G.	G.	G.	G.	G.	G.
Current Credits - Financial Sector	3.042.777.658	3.748.621.027	18.953.080.588	24.128.303.271	876.579.112	50.749.361.656
Current Credits -Non- Financial Sector	202.613.165.759	449.431.205.651	271.207.184.512	377.488.470.469	504.633.753.045	1.805.373.779.436
Total Current Credits	205.655.943.417	453.179.826.678	290.160.265.100	401.616.773.740	505.510.332.157	1.856.123.141.092
Obligations Financial Sector	73.881.638.171	47.234.520.078	48.330.872.981	114.790.347.105	55.871.228.329	340.108.606.664
Obligations Non- Financial Sector	1.181.795.551.458	221.937.088.177	235.900.078.828	648.213.839.361	240.155.310.405	2.528.001.868.229
Total Obligations	1.255.677.189.629	269.171.608.255	284.230.951.809	763.004.186.466	296.026.538.734	2.868.110.474.893

December 31 2021


Concept	Plazos que restan para su vencimiento					
	Up to 30 days	Up to 180 days	Up to 1 year	Up to 3 years	More than 3 years	Total
	G.	G.	G.	G.	G.	G.
Current Credits - Financial Sector	5.168.562.733	2.207.479.912	11.411.563.441	31.202.399.400	2.329.576.766	52.319.582.252
Current Credits -Non- Financial Sector	86.617.388.744	148.432.861.717	526.049.114.730	572.889.657.321	550.399.368.201	1.884.388.390.713
Total Current Credits	91.785.951.477	150.640.341.629	537.460.678.171	604.092.056.721	552.728.944.967	1.936.707.972.965
Obligations Financial Sector	50.520.568.766	2.314.363.555	261.456.352	50.615.685.792	154.872.783.384	258.584.857.849
Obligations Non- Financial Sector	1.403.325.248.940	10.038.688.865	2.759.904.734	1.117.602.959.310	157.543.361.484	2.691.270.163.333
Total Obligations	1.453.845.817.706	12.353.052.420	3.021.361.086	1.168.218.645.102	312.416.144.868	2.949.855.021.182

c.14.2 Loan portfolio through direct financial intermediation (includes financial sector and non-financial sector)

December 31 2022

Concept	Amount and Percentage of the Portfolio			
	Current	%	Overdue	%
	G.	G.	G.	G.
10 Largest Debtors	378.363.821.644	20,39%	29.229.521.266	7,85%
50 Major Subsequent Debtors	265.068.634.857	14,28%	39.350.933.765	10,57%
100 Major Subsequent Debtors	636.826.787.355	34,31%	60.585.283.206	16,27%
Others	575.822.021.436	31,02%	243.209.497.721	65,31%
Total	1.856.081.265.292	100,00%	372.375.235.958	100,00%

Concept	Monto y Porcentaje de la Cartera			
	Current	%	Overdue	%
	G.	G.	G.	G.
10 Largest Debtors	276.023.297.180	24,26%	47.407.112.888	44,35%
50 Major Subsequent Debtors	538.665.619.243	47,33%	25.709.722.263	24,05%
100 Major Subsequent Debtors	238.374.217.139	20,95%	13.006.049.031	12,17%
Others	84.937.392.178	7,46%	20.781.169.385	19,44%
Total	1.138.000.525.740	100,00%	106.904.053.567	100,00%



c.14.3 Portfolio of term and demand deposits by sector

December 31 2022

Concept	Amount and Percentage of the Portfolio					
	Financial Sector		Non-Financial Sector		Public Sector	
	Amount	%	Amount	%	Amount	%
10 Largest Debtors	71.170.438.465	30,41%	289.428.519.396	13,36%	274.856.746.398	99,95%
50 Major Subsequent Debtors	28.209.627.722	12,05%	306.353.282.651	14,14%	-	0,00%
100 Major Subsequent Debtors	112.155.135.215	47,92%	543.512.000.049	25,08%	-	0,00%
Other Subsequent Debtors	22.500.439.969	9,61%	1.027.601.738.622	47,42%	125.497.839	0,05%
Total	234.035.641.371	100,00%	2.166.895.540.718	100,00%	274.982.244.237	100,00%

31 de diciembre de 2021

Concept	Amount and Percentage of the Portfolio					
	Financial Sector		Non-Financial Sector		Public Sector	
	Amount	%	Amount	%	Amount	%
10 Largest Debtors	50.363.356.160	30,68%	364.207.772.312	15,14%	142.286.343.807	97,48%
50 Major Subsequent Debtors	25.201.723.787	15,35%	358.828.612.417	14,91%	-	0,00%
100 Major Subsequent Debtors	62.906.476.598	38,32%	515.998.010.039	21,45%	-	0,00%
Other Subsequent Debtors	25.672.639.448	15,64%	1.166.905.701.986	48,50%	3.680.870.543	2,52%
Total	164.144.195.993	100,00%	2.405.940.096.754	100,00%	145.967.214.350	100,00%

c.15 Credits and contingencies with related persons and companies

Items	12/31/22	12/31/21
	G.	G.
Assets		
Current Credits	103.517.028	403.322.592
Debtors Using Credit Cards	635.177.412	295.251.552
Total Assets	738.694.440	698.574.144
Liability		
Obligation for deposits	215.444.520.271	693.927.574
Credit balances on credit cards	2.917.972	1.614.690
Total Liability	215.447.438.243	695.542.264
Contingency		
Line of Credit Cards	1.239.822.588	422.817.477
Guarantee	700.000.000	-
Total of Contingencies	1.939.822.588	422.817.477

c.16 Deposits at the Central Bank of Paraguay

Deposits in the Central Bank of Paraguay up to December 31 2022 and 2021 as per the following:

Item	12/31/22	12/31/21
	G.	G.
Legal Reserve MN	87.278.803.027	124.144.967.575
Legal Reserve ME	139.340.546.839	156.424.171.792
Deposits in MN	3.472.668.022	54.060.835.075
Deposits in ME	130.056.973.465	303.860.062.577
Deposits for monetary operations	64.135.107.363	197.028.973
Total	424.284.098.716	638.687.065.992

Financial Institutions must maintain legal ties on deposits in domestic and foreign currencies in the proportion established in resolutions of the Central Bank of Paraguay. Legal attachments are restricted in availability. The minimum legal requirements that financial intermediation entities must maintain, in their proportion and composition, are calculated in the BCP on a monthly basis, based on the data contained in the daily statements.

Legal Reserve - National Currency

In accordance with the provisions of Resolution of the Board of Directors of the Central Bank of Paraguay Nr. 30, Act Nr. 44 of September 28, 2012, (Updated according to Resolution Nr 5 Act 18 and Resolution Nr 7 Act nr 25 of March 18, 2020 and April 16, 2020 respectively), banks must maintain legal attachments on deposits in national currency, in the following proportion:

Item	Demand	from 2 to 360 days	more than 360 days
Current Account	18%	-	-
Saving Deposits	18%	-	-
Term Saving Deposits	-	18%	0%
Certificate of Saving Deposits	-	18%	0%

Legal Reserve - Foreign Currency

In accordance with the provisions of the Resolution of the Board of Directors of the Central Bank of Paraguay nr 14, Minutes Nr 42 dated June 11, 2019 (updated according to resolution Nr 8 Minutes Nr 17 and Resolution Nr 8 Minutes Nr 25 dated 16 March 2020 and April 16, 2020 respectively), from the effective date of the same, Banks must maintain legal reserves on deposits in foreign currency in the following proportion:

Item	Demand	from 2 to 360 days	from 381 to 540 days	from 541 to 1080 days	more than 1080 days
Current Account	24%	-	-	-	-
Saving Deposits	24%	-	-	-	-
Term Saving Deposits	-	24%	16,5%	0%	0%
Certificate of Saving Deposits	-	24%	16,5%	0%	0%

c.17 Any other fact which, because of its importance, justifies its presentation

c.17.1 Contingencies and commitments

Central Bank of Paraguay

Administrative Summary instructed to the entity Interfisa Banco SAECA y its directors, ordered by Resolution N° 9, Act N° 58 dated 10.13.2022 of the Board of Directors of the Central Bank of Paraguay.

Description: By means of interlocutory Order N° 3/2022, the administrative summary is instructed to the entity and its former directors and former employees Jorge Diaz de Bedoya Bianchini, Dario Arce Gutierrez, Rafael Lara Valenzuela, Rubén Ramírez Leacano, Alberto Ugarte Ferrari, Salomón Ignacio Melgarejo, Silvia Arce Perrone, Juan Aristides Galeano Ayala and Angel Ramón Paredes González.

Current Status: the entity submitted the response brief within the established procedural deadlines, the evidentiary period is estimated to close in February 2023.

Probable Result: Probability of imposition of a fine by the BCP. Considering the current state of the process, it is not possible to estimate and approximate amount.


Retirement and Pension Fund for Bank and Related Employees

Controversy over employer, personnel and SNPP contributions on fee as Diet. The amount of the contributions under discussion is PYG 239,250,000 and a fine to be determined.

D) Assets

d.1 Effective Assets

As of December 31, 2022, the effective equity or assets of the entity determined in accordance with the provisions of banking legal regulations amounted to approximately PYG 396,787 million (as of December 31, 2021, PYG 267,603 million). This effective equity figure is used to determine certain operating limits and restrictions imposed on financial entities operating in Paraguay by the Superintendence of Banks of the Central Bank of Paraguay Law 5787 dated December 19, 2016 establishes the composition of the main capital (level 1) and the complementary capital (level 2) of financial entities, for the purposes of calculating their capital solvency or regulatory capital. This Law also establishes the minimum proportion that must exist at all times between the principal capital and the amount of risk weighted assets and contingencies, in national or foreign currency, including its branches in the country and abroad, which does not may be less than 8%. In the case of the minimum proportion between the main capital (Tier 1) and the complementary capital (Tier 2) together and the total amount of the assets and contingents of a financial institution weighted by their risk, in national or foreign currency, including its branches in the country and abroad, may not be less than 12% nor payable more than 14%.



As of December 31, 2022, the effective equity of the entity represented 15.20% (as of December 31, 2021, 1.313%) of its total assets and risk weighted contingencies of approximately PYG 1.952.339 million at said date (as of December 31, 2021 PYG 2,038,552 million).

d.2 Minimum Capital

The minimum and inflation-indexed dcapital as of December 31, 2022 that, by virtue of the provisions of the Central Bank of Paraguay on the matter, Banks operating in the national financial system must have as integrated capital, amounts to PYG 61,235 million (as of December 31, 2021 Gs. 56,647 million). The eventual capital deficit of an entity with respect to the minimum capital required annually from financial entities must be covered before the end of the first semester of each year.

Up to December 31, 2022 the integrated capital of the entity, increased to PYG 250.000.000.000, (PYG 250.000.000.000 up to December 31, 2021)

d.3 Adjustment to assets or equity

Corresponds to the counterpart of the revaluation of fixed assets. According to legal provisions, the revaluation reserve can be capitalized, but it cannot be distributed to shareholders as profits or dividends.

d.4 Adjustment to accumulated results or from results of previous years

The Plan and Manual of accounts of the Central Bank of Paraguay establishes that the adjustments of results of previous years are recorded within the statement of results of the year without affecting the accounts of the Entity's net worth.

d.5 Restriction of the distribution of profits

Legal Reserve: In accordance with Article 27 of Law 861/96, financial entities must have a reserve of no less than the equivalent of one hundred percent (100%) of their capital, which will be established by annually transferring no less than twenty percent (20%) of the net profits of each financial year. Article 28 of the aforementioned Law establishes that the resources of the legal reserve will be applied automatically to the coverage of losses registered in the financial year, the total of the profits must be allocated to the legal reserve until the minimum amount of the same is reached again, or the highest that would have been obtained in the process of its constitution. At any time, the amount of the reserve may be increased with contributions of cash.

distribution of profits: Approval of financial statements. According to Law 861/96 "General Banks, financial Institutions and Other Credit Entities", financial entities authorized to operate in accordance with this Law, whether national or foreign, may distribute its profits once the balance sheet publication requirements have been met, with the prior opinion of the external auditors and authorization of the shareholders' meeting and the opinion of the Superintendency of Banks, as long as it is issued within a term of one hundred and twenty days from closing of the exercise.

Income Tax: As of January 1, 2020, with the entry into force of Law 6380/19, the distribution of dividends and profits will be subject to an 8% withholding for Dividend and Profit Tax (IDU) to natural or legal persons domiciled in the country, while the rate will be 15% in the case of non-residents. Likewise, for dividend payments made in 2020 corresponding to accumulated earnings generated in previous years, the withholdings were at extraordinary rates of 10% for non-residents and 5% for residents in the country, for the only time.

d.6 Result per share

The entity calculates the net profit per share based on the net profit for the year to be distributed (minus the amounts to be assigned to the legal reserve and capital indexation, if applicable) divided by the number of shares.

E) Contingency Accounts

	31/12/22	31/12/21
Line of Credit	G.	G.
Créditos a utilizar mediante uso de tarjetas	58.824.079.626	77.062.371.397
Beneficiarios por Líneas de Créditos	20.906.453.398	18.474.777.896
Diversos	14.426.402.162	10.011.999.939
Total Credit Lines	94.156.935.186	105.549.149.232

F) Information related to the results

f.1 Profit and Loss Recognition

The entity applied the accrual principle for the purpose of recognizing income and imputing expenses or costs incurred, with the following exceptions in which income is recognized as profit at the time of its perception or collection in accordance with the provisions of the Central Bank of Paraguay in the matter:


- a) financial products accrued and not collected from debtors with overdue credits or classified in risk categories higher than "2". See note c5.
- b) The profits from the valuation of those operations of credits and investments in foreign currency past due or classified in risk categories higher than "2", which are recognized as profits at the time of their perception or collection. See note c5.
- c) the profits to be realized and the gains from the valuation of balances in foreign currency of those operations for the sale of goods in term, which are recognized as income as the credits are collected.
- d) the gains from adjustment to market values of investments in fixed or variable income securities listed on a secondary securities market, which are recognized as income when made. See note c7.
- e) certain commissions for bank services which are recognized as income cuando they are collected.

The Plan and Manual of accounts of the Central Bank of Paraguay establishes that the adjustments of results of previous years are recorded within the statement of results of the year without affecting the accounts of the net worth of the entity.

f.2 Differences of exchange in foreign currency

The exchange differences corresponding to the maintenance of assets and liabilities in foreign currency are shown in the lines of the income statement valuation of assets and liabilities in foreign currency and their net result is shown below.

	12/31/22	12/31/21
Concept	G.	G.
Gains from valuation of financial assets and liabilities in foreign currency	2.491.426.138.496	4.240.389.983.635
Losses from valuation of liabilities and financial assets in foreign currency	2.429.657.153.096	3.692.383.808.979
Net exchange difference on financial assets and liabilities in foreign currency (1)	61.768.985.400	548.006.174.656
Gains for valuation of other assets in foreign currency	7.467.080.986.220	8.460.390.351.081
Losses for valuation of other liabilities in foreign currency	7.488.759.688.554	9.031.376.266.861
Net exchange difference over other assets in foreign currency (2)	-21.678.702.334	-570.985.915.780
Net exchange difference over the total of assets and liabilities in foreign currency (1) + (2)	40.090.283.066	-22.979.741.124



In accordance with what is mentioned in points B) and C) of note f.1, the exchange differences corresponding to the maintenance of credits and investments in foreign currency past due or classified in categories "3", "4", "5" and "6" and debtors for the sale of term assets in foreign currency, are recognized as income based on their realization. The net exchange differences from foreign exchange and arbitrage operations and forward operations are disclosed in the line of the income statements called "Other operating profits - Result from foreign exchange operations (net)".

f.3 Income tax

The income tax that is charged to the results of the year at the rate of 10% is based on the accounting profit before of this concept, adjusted by the items that the law and its regulations include, or exclude for the determination of net taxable income (Law Nr 6380/2019 as of fiscal year 2020).

f.4 Fiduciary Activities

The entity does not perform fiduciary operations acting as "fiduciary".

f.5 Contribution to the Fund of guarantee of deposits (FGD)

Pursuant to the provisions of Law Nro 2334 dated December 12, 2003, which, among other things, creates a new legal guarantee regime for deposits in the national financial system whose purpose is the partial protection of public savings in private financial entities authorized to operate by the Central Bank of Paraguay (BCP) up to the equivalent of 75 minimum wages per depositor, as from the third quarter of 2004 financial entities make mandatory quarterly contributions to the FGD created by said law and administered by the BCP, 0.12% of the quarterly average balances of its deposit portfolio in national and foreign currency. The amount contributed by the entity to the FGD until December 31, 2022 is PYG 12,620,566,515 (Sd og Frvrmrt 31, 2021 it is PYG 12,594,630,524).

G) Events after closing the financial year

Between the closing date of the 2022 financial year and the date of preparation of these Financial Statements, no significant event of a financial or other nature have occurred that imply significant alterations to the equity or financial structure or to the results of the entity as of December 31, 2022

H) Inflationary Effects

Comprehension inflation adjustment procedures have not been applied, except for the residual effect of the partial adjustment mentioned in note c.8.

I) Order Accounts

	31/12/22	31/12/21
Credit Lines	G.	G.
Guarantees received	6.344.082.102.600	3.594.276.818.908
Business abroad and Collection	219.707.803	83.905.399.707
Other memorandum account receivable	220.122.391.642	246.152.655.724
Total memorandum accounts	6.564.424.202.045	3.924.334.874.339


Status of Patrimonial Situation

Up to December 31 2022 and 2021

ASSETS		31/12/22	31/12/21
		G.	G.
Available	c.2		
Cash Register		75.451.141.503	188.267.782.847
Money in Transit		191.211.801.318	136.102.677.704
Central Bank of Paraguay		424.284.098.716	638.687.065.992
Other Financial institutions		29.365.643.468	74.123.070.436
Checks to clear		10.167.030.609	22.722.127.555
Other Documents to clear		4.859.395.411	25.946.231.411
Forecast		0	(193.236.414)
		735.339.111.025	1.085.655.719.531
Private and Public Values	c.3	302.282.951.201	141.030.032.874
Current Credits by Financial Intermediation			
Financial Sector	c.5		
Other Financial Institutions		48.786.537.200	50.442.973.129
Discounted Documents		757.911.773	0
Debtors for Accrued Financial Products		1.205.045.524	1.876.609.123
		50.749.494.497	52.319.582.252
Current Credits by Financial Intermediation			
Non-Financial Sector	c.5		
Loans		1.723.130.264.243	1.861.697.482.412
Transactions to be settled		28.130.232	0
Public Sector		50.283.945.408	1.096.658.524
Debtors for Accrued Financial Products		31.917.561.144	40.750.480.693
Forecast	c.6	(18.576.860.732)	(19.155.190.469)
		1.786.783.040.295	1.884.389.431.160
Different Credits	c.5		
Various		132.348.992.729	179.852.093.983
Forecast		(2.697.150.100)	-
		129.651.842.629	179.852.093.983
Overdue Credits by Financial Intermediation			
Non FinancialSector - Non Public Sector	c.5		
Loans		121.214.657.411	100.966.262.600
Debtors for Accrued Financial Products		7.993.012.784	5.973.563.736
Forecast	c.6	(72.750.871.072)	(56.827.045.454)
		56.456.799.123	50.112.780.882
Investment	c.7		
Private Bonds		54.480.406.216	28.320.077.278
Other Investments		18.486.039.700	19.270.221.419
Trust Rights		0	237.003.883
Investment Income		206.594.690	0
Forecast	c.6	(3.793.833.252)	(6.866.596.690)
		69.379.207.354	40.960.705.890
Fixed Assets	c.8		
Own		16.967.941.061	12.465.351.725
		16.967.941.061	12.465.351.725
Deferred Charges	c.9		
Cargos Diferidos		36.856.442.157	9.896.634.419
		36.856.442.157	9.896.634.419
TOTAL ASSETS		3.184.466.829.342	3.456.682.332.713

The attached notes are an integral part of these financial statements.


Diego Joaquín Arce
 Gerente de Contabilidad


José Luis Aquino
 Síndico Titular


Eduardo Queiroz
 Director Gerente General


Marcello Cogorno
 Presidente


Status of Patrimonial Situation

Up to December 31 2022 and 2021

LIABILITY		31/12/22	31/12/21
		G.	G.
Financial Intermediation Obligations			
Financial Sector	c.13		
Central Bank of Paraguay		3.184.003.033	3.214.855.190
Demand Deposits from Other Financial Institutions		3.002.519.640	0
Other Financial Institutions		0	125.938.684.032
Demand Deposits from Other Financial Institutions combined with C.A		16.406.271.302	0
Deposits in Other Financial Institutions		27.430.283.639	30.528.296.585
Private Banks		187.196.566.790	3.249.818.750
Loans of Financial Entities		96.921.219.304	90.904.725.110
Creditors for Accrued Financial Charges		5.967.742.958	4.748.478.182
		340.108.606.666	258.584.857.849
Financial Intermediation Obligations			
Non Financial Sector	c.13		
Deposits - Private Sector		2.166.895.540.718	2.499.659.916.177
Other Obligations		317.718.135	317.718.135
Transactions to be settled		33.149.210.059	766.182
Deposits - Public Sector		274.982.244.237	145.131.422.948
Debentures and Bonds	c.10	25.000.000.000	25.000.000.000
Creditors for Accrued Financial Charges		27.657.141.012	21.160.339.891
		2.528.001.854.161	2.691.270.163.333
Various Obligations			
Tax Creditors		3.048.002.496	1.391.940.512
Social Creditors		276.510.737	533.636.622
Other Various Obligations		37.549.180.773	230.248.927.515
		40.873.694.006	232.174.504.649
Provisions and Forecast			
Other Provisions		0	3.245.905.983
		0	3.245.905.983
TOTAL LIABILITY		2.908.984.154.833	3.185.275.431.815
NET ASSETS	D		
Share Capital	b.5	250.000.000.000	250.000.000.000
Non-Capitalized Contributions		1.111.200.000	1.111.200.000
Equity Adjustments	d.3	12.318.955.505	12.318.955.505
Legal Reserve		7.976.745.393	0
Accumulated Results		0	(17.131.540.224)
Results for the Financial Year		4.075.773.611	25.108.285.617
TOTAL ASSETS		275.482.674.509	271.406.900.898
		0	
TOTAL LIABILITY AND NET ASSETS		3.184.466.829.342	3.456.682.332.713
		-	
CONTINGENCY, ORDER AND TRUST ACCOUNTS			
Total of Contingency Accounts	E	94.156.935.186	105.549.149.232
Total of Order Accounts	I	6.564.424.202.045	3.924.334.874.339
		6.658.581.137.231	4.029.884.023.571

The attached notes are an integral part of these financial statements.


DIEGO ARCE SITJAR
 Gerente de Contabilidad


JOSÉ LUIS AGUINO
 Síndico Titular


EDUARDO QUEIROZ
 Director Gerente General


MARCELLO COGORNO
 Presidente


Result Statement

For the period between
January 1 and December 31 2022 and 2021

	31/12/22	31/12/21
	G.	G.
Financial Profits		
Current Credits - Financial Sector	33.107.537.587	7.547.858.900
Current Credits - Non Financial Sector	189.792.479.815	221.056.423.762
Overdue Credits by Financial Intermediation	30.961.620.294	8.310.406.091
Valuation of Financial Assets and Liabilities in M.E.	2.491.426.138.496	4.240.389.983.635
Income and contribution difference	312.183.356	206.011.235
	2.745.599.959.548	4.477.510.683.623
Financial Losses		
For Obligations - Financial Sector	(15.020.389.260)	(12.852.949.212)
For Obligations - Non Financial Sector	(85.976.029.400)	(84.653.559.523)
Valuation of Financial Assets and Liabilities in M.E.	(2.429.657.153.096)	(3.692.383.808.979)
	(2.530.653.571.756)	(3.789.890.317.714)
Financial Result before Forecasts	214.946.387.792	687.620.365.909
Forecasts	c.6	
Constitution of forecasts	(240.701.531.565)	(117.535.607.348)
Write-off of Forecasts	140.191.823.417	69.494.656.403
	(100.509.708.148)	(48.040.950.945)
Financial Result After Forecasts	114.436.679.644	639.579.414.964
Results for Services		
Earning for Services	50.188.960.544	36.628.434.694
Losses for Serevices	(17.886.140.663)	(13.855.207.102)
	32.302.819.881	22.773.227.592
Gross Result	146.739.499.525	662.352.642.556
Other Operative Earning		
Earnings from Miscellaneous Credits	73.297.320.846	148.413.918.923
Other Miscellaneous Earnings	10.223.450.927	22.806.491.225
Valuation earning	7.467.080.986.220	8.460.390.351.081
	7.550.601.757.993	8.631.610.761.229
Other Operative Loss		
Staff Remuneration and Social Security Charges	(70.325.096.535)	(71.688.556.758)
General Expenses	(70.187.784.394)	(66.645.669.695)
Depreciation of Goods of Use	(2.422.131.901)	(2.526.928.464)
Deferred Charge Amortizations	(2.981.334.096)	(1.879.643.457)
Others	(7.540.778.630.012)	(9.122.609.872.670)
	(7.686.694.976.938)	(9.265.350.671.044)
Net Operating Result	10.646.280.580	28.612.732.741
Extraordinary Result		
Extraordinary Profits	485.450.580	216.296.044
Extraordinary Loss	(4.783.042.207)	(2.963.233.032)
	(4.297.591.627)	(2.746.936.988)
Adjustments to Results of Prior Years		
Profits	1.686.805.248	5.640.000
Loss	(3.959.720.590)	(763.150.136)
	(2.272.915.342)	(757.510.136)
Profit before Income Tax	4.075.773.611	25.108.285.617
Income Tax	-	-
Profit for the Year after Income Tax	4.075.773.611	25.108.285.617

The attached notes are an integral part of these financial statements.


DIEGO ARCE SITJAR
Gerente de Contabilidad


JOSÉ LUIS AGUINO
Síndico Titular


EDUARDO QUEIROZ
Director Gerente General


MARCELLO COGORNO
Presidente


Cash Flow Statement

Up to December 31 2022

		2022	2021
		G.	G.
Net Income of the Financial Year		4.075.773.611	25.108.285.617
Adjustments to Profit for the Period			
Depreciation of Goods of Use		2.422.131.901	2.526.928.464
Constitution of Forecasts		240.701.531.565	117.535.607.348
Write-off of Forecasts		(140.191.823.417)	(69.494.656.403)
Application of Legal Reserve		0	0
Application of forecasts		(88.236.975.709)	(28.188.886.449)
Amortization Deferred Charges		2.981.334.096	1.879.643.457
		21.751.972.047	49.366.922.034
Result of Operations before Changes in Working Capital			
Decrease (Increase) of Current Credits Financial Sector		1.570.087.755	90.929.532.414
Decrease (Increase) of Current Credits Non-Financial Sector		98.184.720.602	(164.367.361.542)
Decrease (Increase) of Miscellaneous Credits		50.200.251.354	(150.445.093.178)
Decrease (Increase) of Overdue Credits		(22.267.843.859)	(47.856.388.542)
Decrease (Increase) of Deferred Charges		(29.941.141.834)	(1.404.389.298)
Increase (Decrease) of Financial Sector Obligations		81.523.748.817	29.291.471.979
Increase (Decrease) of Non-Financial Sector Obligations		(163.268.309.172)	245.411.504.829
Decrease (Increase) of Miscellaneous Obligations		(191.300.810.643)	217.047.786.725
Increase (Decrease) of Dividends Payable		0	0
Increase (Decrease) of Provisions		(3.245.905.983)	519.139.212
Net Cash and Cash Equivalents from Operating Activities	A	(156.793.230.916)	268.493.124.633
Cash Flow and Cash Equivalents per Investment Activities			
Purchase of Fixed Assets		(6.924.721.237)	(699.243.861)
Decrease (Increase) of Public Values		(161.252.918.327)	15.951.865.900
Decrease (Increase) of Investments		(25.345.738.026)	6.162.244.321
Cash Flow and Cash Equivalents per Investment Activities	B	(193.523.377.590)	21.414.866.359
Cash Flow and Cash Equivalents per Financing Activities			
Integration of Uncapitalized Contributions		0	0
Cash Flow and Cash Equivalents per Financing Activities	C	0	0
Net Increase in Cash and Cash Equivalents	(A + B + C)	(350.316.608.506)	289.907.990.992
Cash and its equivalent at the beginning of the Period		1.085.655.719.531	795.747.728.538
Cash and its equivalent at the end of the Period		735.339.111.025	1.085.655.719.531

The attached notes are an integral part of these financial statements.


DIEGO ARCE SITJAR
 Gerente de Contabilidad


JOSÉ LUIS AGUINO
 Síndico Titular


EDUARDO QUEIROZ
 Director Gerente General


MARCELLO COGORNO
 Presidente

Net worth Development


Up to December 31 2022

Concept	Balance at the beginning of the Year	Increase	Decrease	Balance at the End of the Year
	G.	G.	G.	G.
Paid-in Capital	250.000.000.000	-	-	250.000.000.000
Non-Capitalized Contribution	1.111.200.000	-	-	1.111.200.000
Adjustments to Net Worth	12.318.955.505	-	-	12.318.955.505
Reserve	0	7.976.745.393	-	7.976.745.393
Accumulated Results	-17.131.540.224		-17.131.540.224	-
Results of the Year	25.108.285.617	4.075.773.611	25.108.285.617	4.075.773.611
TOTAL	271.406.900.898	12.052.519.004	7.976.745.393	275.482.674.509

The attached notes are an integral part of these financial statements.



DIEGO ARCE SITJAR
Gerente de Contabilidad



JOSÉ LUIS AGUINO
Síndico Titular



EDUARDO QUEIROZ
Director Gerente General



MARCELLO COGORNO
Presidente

Note from the Trustee

Lic. José Luis Aquino
Síndico Titular
Informe

Asunción, 30 de enero de 2023.-


**Señores Accionistas de
Interfisa Banco S.A.E.C.A.
Presente**

En mi carácter de Síndico, me permito rendir el siguiente informe, he procedido a la revisión del Estado de Situación Patrimonial, el Estado de Resultados e Información Complementaria correspondiente al ejercicio finalizado al 31 de diciembre de 2022 de Interfisa Banco S.A.E.C.A., a cuyo efecto paso a manifestar cuanto sigue:

Del estudio y análisis realizado, los documentos reflejan razonablemente la situación económica-financiera de la empresa y están conforme con los libros y registros contables que se han llevado de acuerdo a las prescripciones legales vigentes.

Asimismo, cumpla en todos los aspectos aplicables con lo establecido en el Artículo 1.124 del Código Civil y no tengo observaciones que formular con respecto a la memoria del Directorio.

En consecuencia, basada en las funciones realizadas, que incluyeron un examen de los estados contables al 31/12/2022 y hasta la fecha, no tengo conocimiento de la existencia de situaciones contingentes, ni reclamos que pudieran resultar en la generación de obligaciones para **Interfisa Banco S.A.E.C.A.** adicionales a las que se presentan en estos estados financieros; ni eventos subsecuentes que pudieran afectar significativamente a los mismos., por lo tanto; no tengo observaciones que formular respecto de todos los aspectos importantes expuestos razonablemente en los estados contables adjuntos de **Interfisa Banco S.A.E.C.A.**, permitiendo a los señores Accionistas la aprobación de los referidos documentos.



.....
José Luis Aquino
Síndico Titular

Rate risk



Dr. Francisco Morra esq. Guido Spano
N° 245 - Edificio Atrium, 3° Piso
Asunción - Paraguay
www.syr.com.py

Asunción, 10 de abril de 2023

Señor
MARCELLO COGORNO, Presidente
Interfisa Banco S.A.E.C.A.
Presente

De mi mayor consideración:

Tengo el agrado de dirigirme a usted, para remitirle el Informe de Actualización de la Calificación de la Solvencia de INTERFISA BANCO S.A.E.C.A., con fecha de corte 31 de Diciembre de 2022, el cual fue aprobado por el Comité de Calificación de SOLVENTA&RISKMÉTRICA en fecha 3 de Abril de 2023. Dicho Informe fue publicado en nuestra página web y presentado en la Comisión Nacional de Valores (CNV) y en la Superintendencia de Bancos (BCP), de acuerdo con lo establecido por la normativa vigente.

Al respecto, luego de realizar la evaluación y el análisis respectivo, se ha bajado la calificación a "Apy" con tendencia "Sensible (-)" para la solvencia de la entidad. Cabe señalar, que la calificación otorgada se enmarca en la escala nacional, con la siguiente nomenclatura: "Corresponde a aquellas entidades que cuentan con políticas de administración del riesgo, buena capacidad de pago de las obligaciones, pero ésta es susceptible de deteriorarse levemente ante posibles cambios en el ente, en la industria a que pertenece o en la economía".

Finalmente, la calificación otorgada fue el resultado de aplicar un riguroso proceso analítico, siguiendo los delineamientos establecidos en nuestra Metodología de Calificación, con la máxima objetividad e independencia. Este proceso de evaluación estuvo basado primordialmente en la información y los datos proveídos por la empresa, por lo que aprovecho para agradecer la colaboración brindada.

Atentamente.



Miguel Ángel Yegros Arce
Presidente
Representante Legal



Independent Auditors Report



Guido Spano N° 1387 c/ Dr. Morra
Edificio Atrium - 4° Piso - Villa Morra
C. Postal 1411 - Asunción - Paraguay
Tel.: (595 21) 201 830 R.A. / (595 21) 802 809 / 602 804 / 602 800
Cel.: (595 982) 330 104 - administracion@gestion.com.py
www.gestion.com.py - www.smslatam.com

DICTAMEN DE LOS AUDITORES INDEPENDIENTES

A los señores
Presidente y Miembros del Directorio de
INTERFISA BANCO S.A.E.C.A.

Hemos auditado los estados financieros que se acompañan de INTERFISA BANCO S.A.E.C.A. que comprenden el Balance General al 31 de diciembre 2022, y los correspondientes Estados de Resultados, de Cambios en el Patrimonio Neto y de Flujos de Efectivo por el ejercicio terminado en esa fecha, así como el resumen de sus políticas contables importantes y otras notas aclaratorias adjuntas. Los estados financieros al 31 de diciembre de 2021, que se presentan con fines comparativos, fueron examinados por nosotros, y en fecha 23 de febrero de 2022, emitimos un dictamen sin salvedades.

Responsabilidad de la administración por los estados financieros

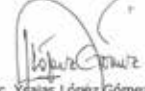
La Administración de la sociedad es responsable de la preparación y presentación de estos estados financieros, de conformidad con normas prescriptas por la Superintendencia de Bancos del Banco Central del Paraguay (BCP) y complementariamente con las normas contables vigentes en la República del Paraguay. Esta responsabilidad incluye: diseñar, implementar y mantener el control interno relevante a la preparación y presentación razonable de los estados financieros, de manera tal que estos se encuentren libres de representaciones erróneas de importancia relativa, ya sea debido a fraude o error, seleccionando y aplicando políticas contables apropiadas y realizando estimaciones contables que sean pertinentes en las circunstancias.

Responsabilidad del Auditor

Nuestra responsabilidad consiste en expresar una opinión sobre estos estados financieros basados en nuestra auditoría. Efectuamos nuestra auditoría de acuerdo con Normas de Auditoría y los Estándares de Auditoría Independiente establecidos en el Manual de Normas y Reglamentos de Auditoría Independiente para las Entidades Financieras de la Superintendencia de Bancos del Banco Central del Paraguay (BCP). Dichas normas requieren que cumplamos con requisitos éticos, así como que planeemos y desempeñemos la auditoría para obtener seguridad razonable sobre si los estados financieros están libres de representación errónea de importancia relativa. Una auditoría implica desempeñar procedimientos para obtener evidencias de auditoría sobre los montos y revelaciones en los estados financieros. Los procedimientos seleccionados dependen del juicio del auditor, incluyendo la evaluación de los riesgos de representación errónea de importancia relativa de los estados financieros, ya sea debido a fraude o error. Al hacer esas evaluaciones del riesgo, el auditor considera el control interno vigente relevante a la preparación y presentación razonable de los estados financieros, para diseñar los procedimientos de auditoría que sean apropiados en las circunstancias, pero no con el fin de expresar una opinión sobre la efectividad del control interno de la Sociedad. Una auditoría también incluye evaluar la propiedad de las políticas contables usadas y lo razonable de las estimaciones contables hechas por la Dirección, así como evaluar la presentación general de los estados financieros. Consideramos que la evidencia obtenida es suficiente y apropiada para fundamentar nuestra opinión.

Opinión

En nuestra opinión, los estados financieros adjuntos, presentan razonablemente en todos sus aspectos significativos, la situación financiera de INTERFISA BANCO S.A.E.C.A. al 31 de diciembre de 2022, los resultados de sus operaciones y sus flujos de efectivo por el ejercicio terminado en esa fecha, de conformidad con normas, reglamentaciones e instrucciones contables impartidas por la Superintendencia de Bancos del Banco Central del Paraguay (BCP) y en los aspectos no reglamentados por estas, con normas contables vigentes en la República del Paraguay.


Lic. Ysaias López Gómez

Socio

22 de febrero de 2023

Guido Spano N° 1387 casi Dr. Morra
Asunción, Paraguay



INTERFISA
BANCO